

System & Network Engineering research UvA

Cees de Laat

EU
COMMIT
UvA

NWO

PID/EFRO

SURFnet

TNO

NCF



Science Faculty @ UvA

Informatics Institute



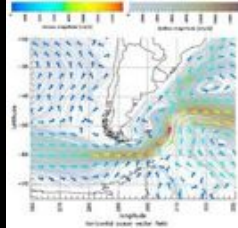
- CSA: Computer Systems Architecture (dr. A.D. Pimentel)
- FCN: Federated Collaborative Networks (Prof. dr. H. Afsarmanesh)
- IAS: Intelligent Autonomous Systems (Prof. dr. ir. F.C.A. Groen)
- ILPS: Information and Language Processing Systems (Prof. dr. M. de Rijke)
- ISIS: Intelligent Sensory Information Systems (Prof. dr. ir. A.W.M. Smeulders)
- SCS: Section Computational Science (Prof. dr. P.M.A. Sloot)
- SNE: System and Network Engineering (Prof. dr. ir. C.T.A.M. de Laat)
- TCS: Theory of Computer Science (Prof. dr. J.A. Bergstra)




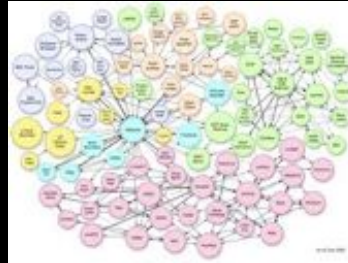
... more data!

Internet developments

Google



DATA



... more realtime!



twitter



myspace
a place for freedom



Linked in



SchoolBANK

Hyves

flickr
from YAHOO!



facebook

... more users!


... more data!

Internet developments

Google

Speed
Volume

DATA



Deterministic

Real-time



twitter



Scalable

Secure

Linked in




myspace

SchoolBANK

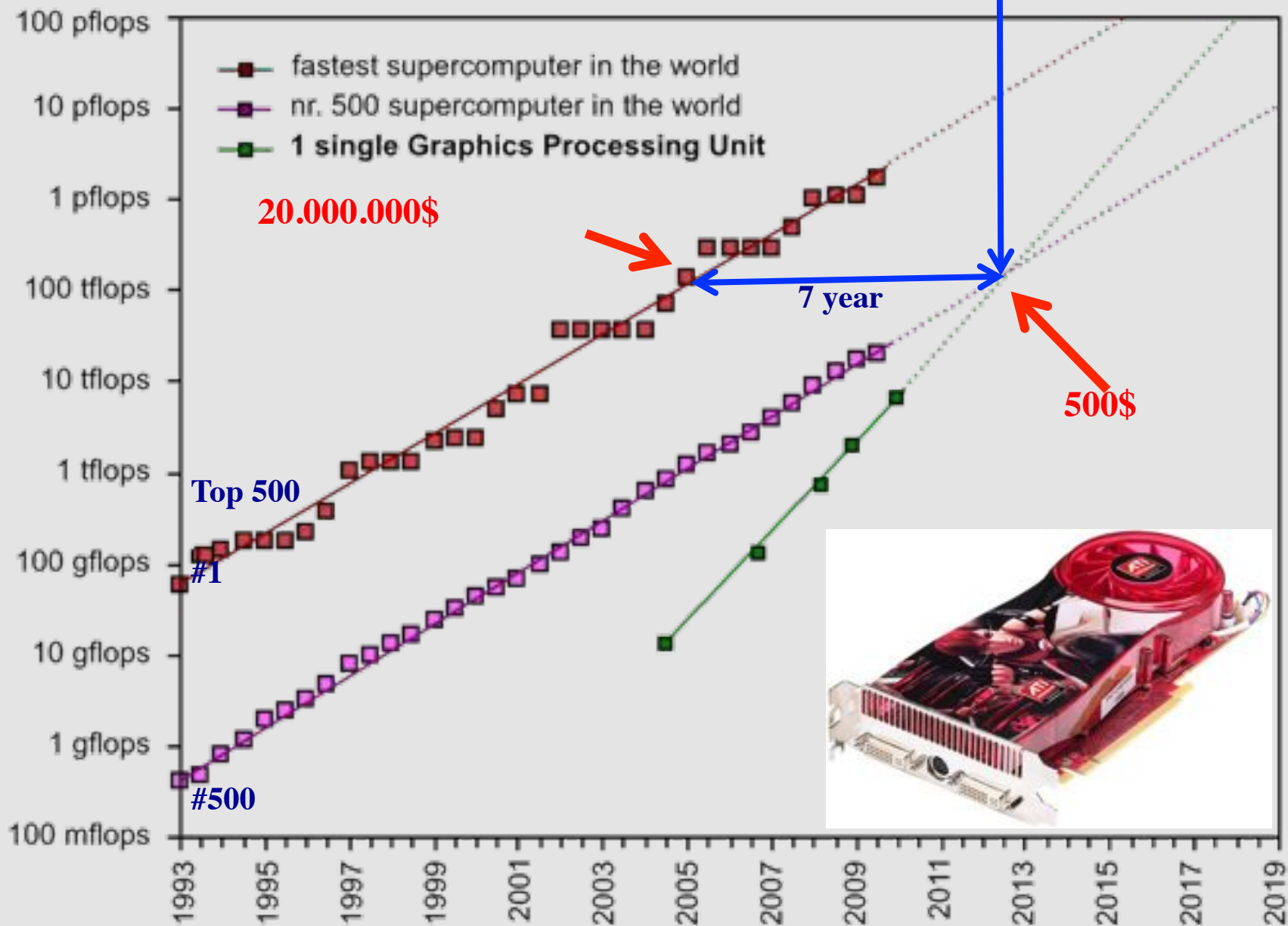
Hyves

flickr

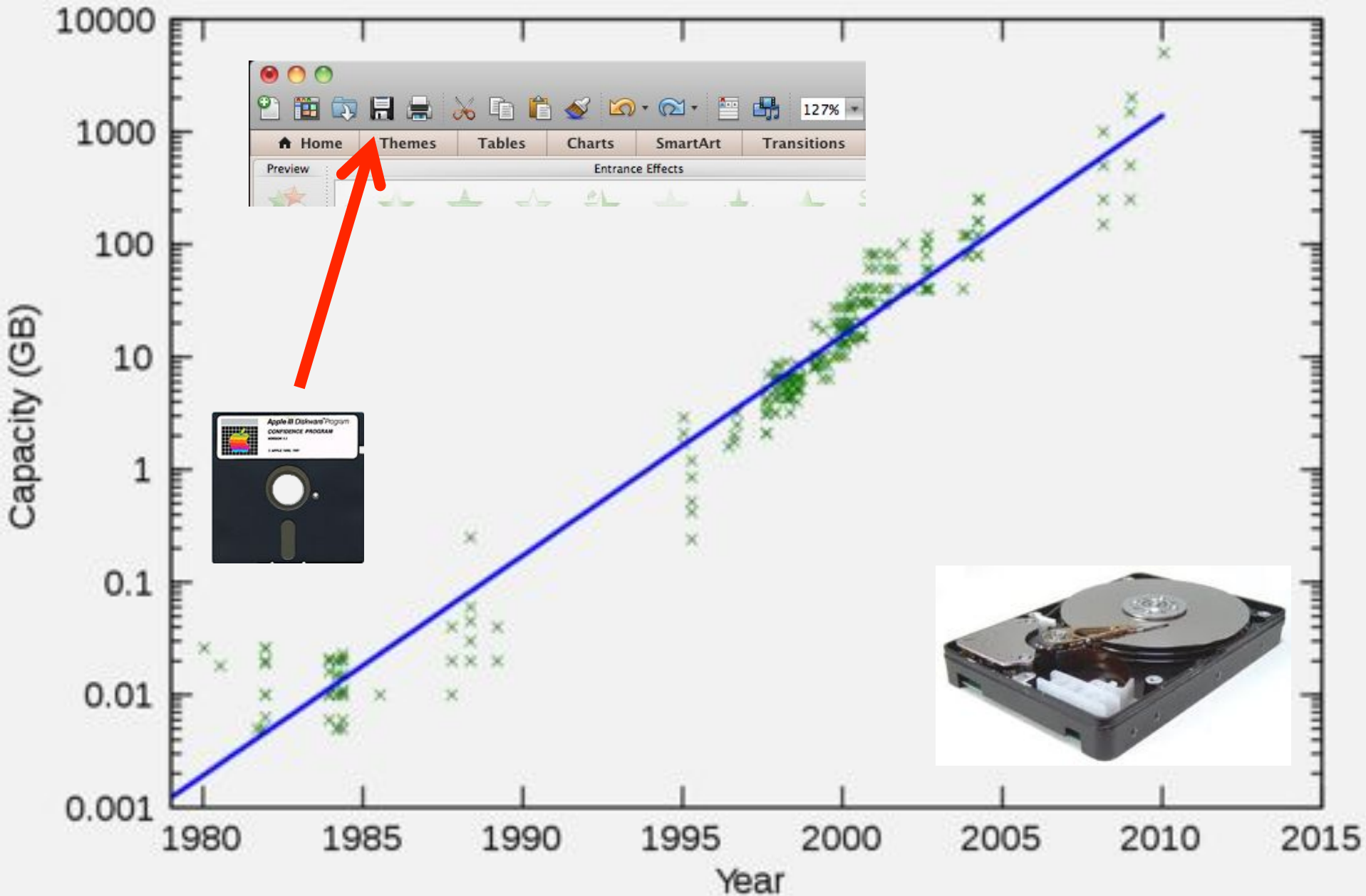


... more users!

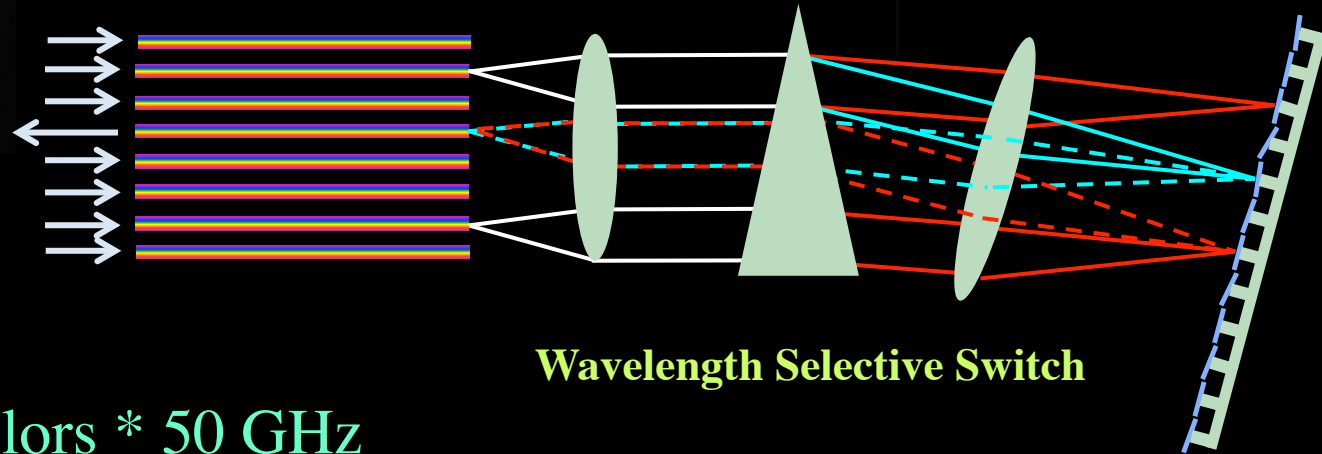
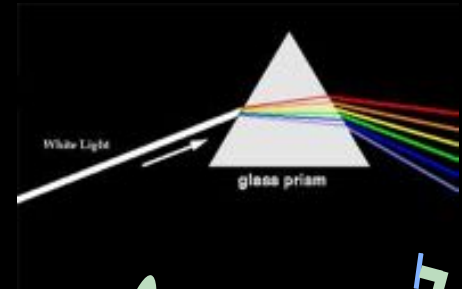
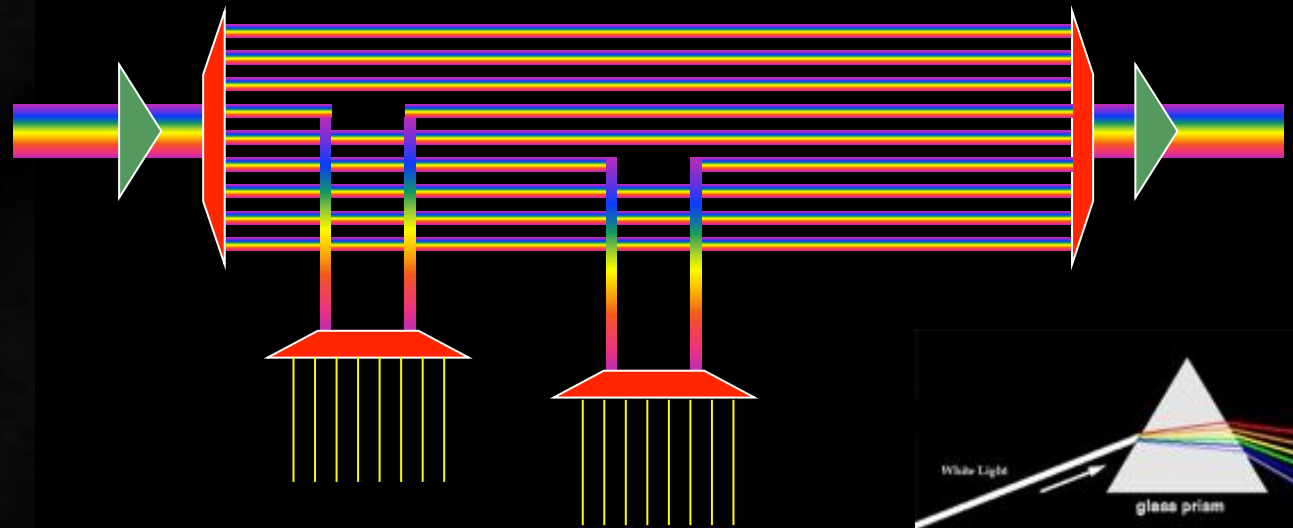
GPU cards are disruptive!



Data storage: doubling every 1.5 year!



Multiple colors / Fiber



Wavelength Selective Switch

Per fiber: $\sim 80-100$ colors * 50 GHz

Per color: 10 – 40 – 100 Gbit/s

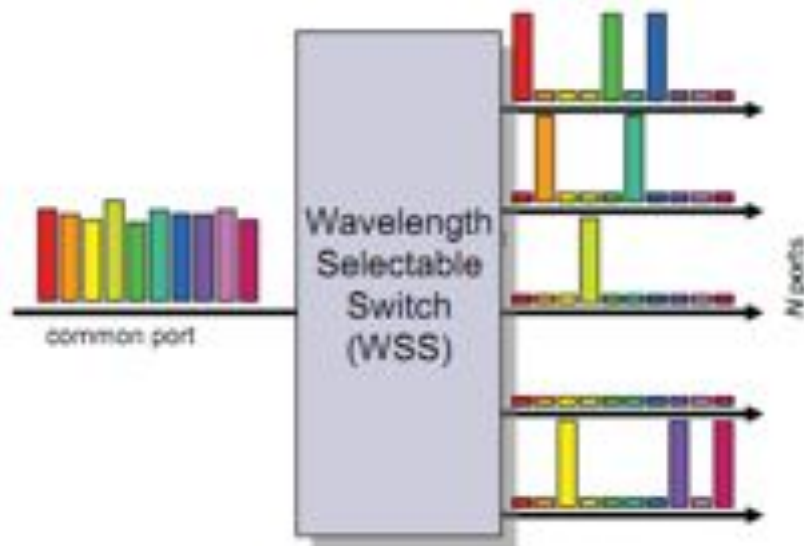


BW * Distance $\sim 2 * 10^{17}$ bm/s

New: Hollow Fiber!

➔ less RTT!

Optical transmission

... more possibilities



Virtualization



SNE @ UvA

Speed
Volume

Deterministic
Real-time

Scalable
Secure

Ijkdijk/Urban Flood

Medical

LifeWatch/ENVRI

CosmoGrid/eVLBI

CineGrid

EU-GN3/NOVI/Geysers

SURFnet/GLIF/Cloud

Green-IT

Privacy/Trust

Authorization/policy

Programmable networks

40-100Gig/TCP/WF/QoS

Topology/Architecture

Optical Photonic

X X

X

X

X X

X X

X

X

X

X

X

X

X

X

X

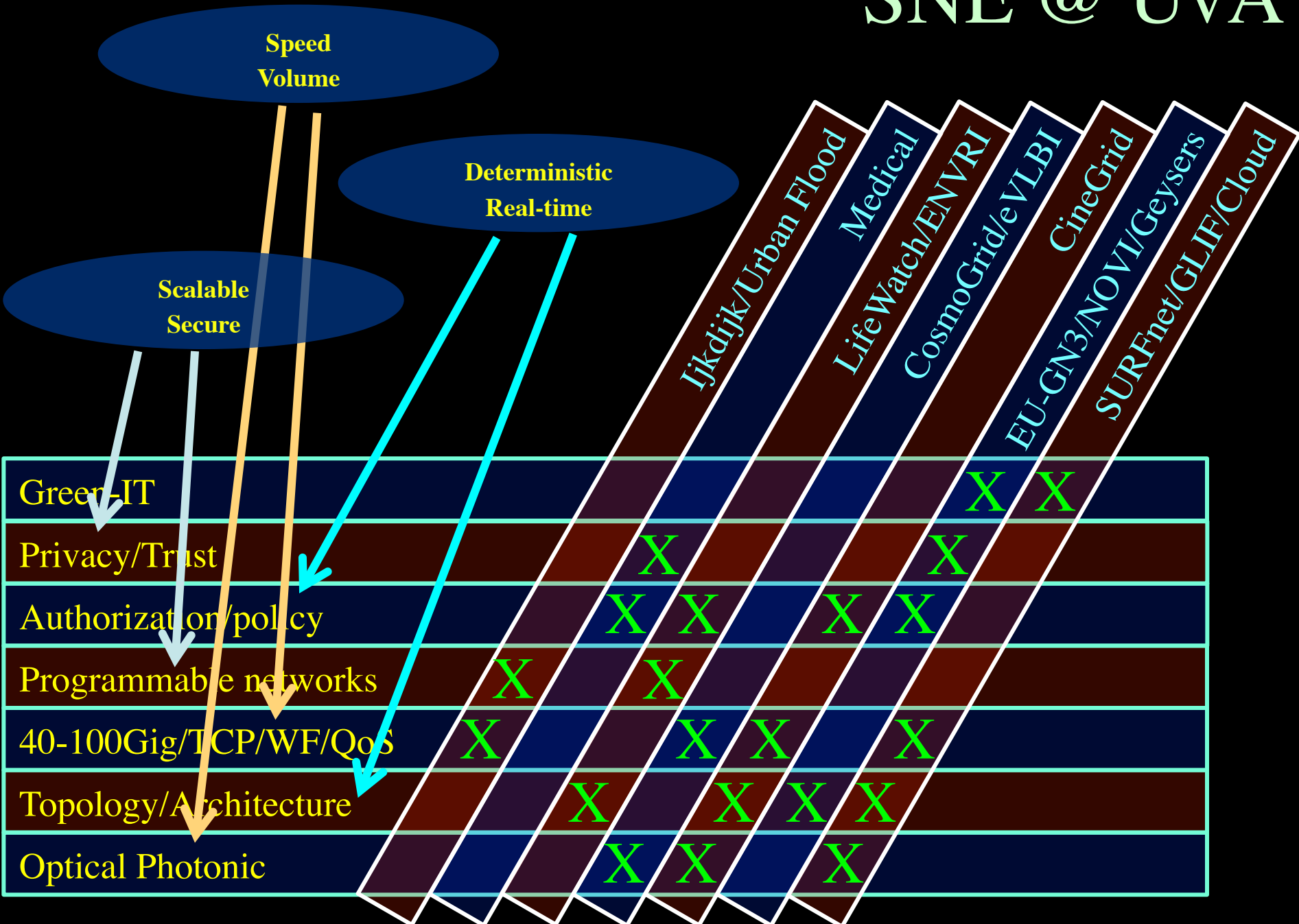
X

X

X

X

SNE @ UvA



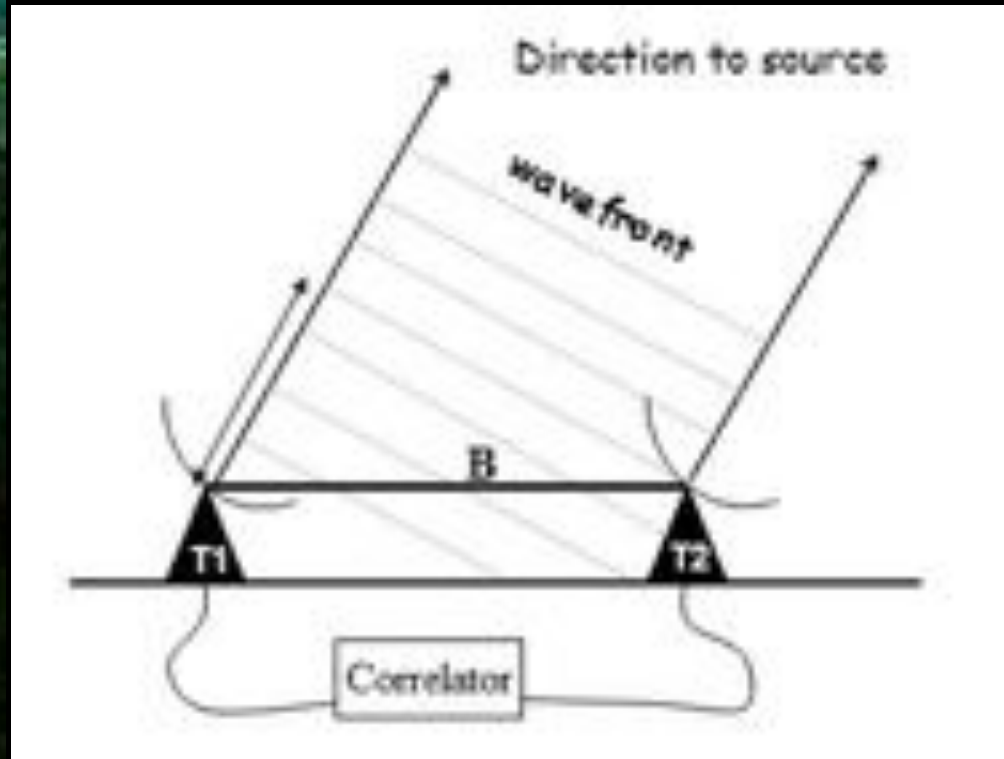
SNE @ UvA



	Ijkdijk/Urban Flood	Medical	LifeWatch/ENVRI	CosmoGrid/eVLBI	CineGrid	EU-GN3/NOVI/Geysers	SURFnet/GLIF/Cloud
Green-IT				X	X		
Privacy/Trust		X			X		
Authorization/policy		X	X	X	X		
Programmable networks	X	X					
40-100Gig/TCP/WF/QoS	X	X	X	X	X		
Topology/Architecture		X	X	X	X		
Optical Photonic		X	X	X			



e - Very Large Base Interferometer





2008

2009

Deadline for submitting observing proposals

Program committee:
* rates proposals
* allocates observing time

VLBI Observing Session

Disks shipped to JIVE

Correlation at JIVE

Data shipped

Data arrives at
at scientist's desk!

Sep

Oct

Nov

Dec

Jan

Feb

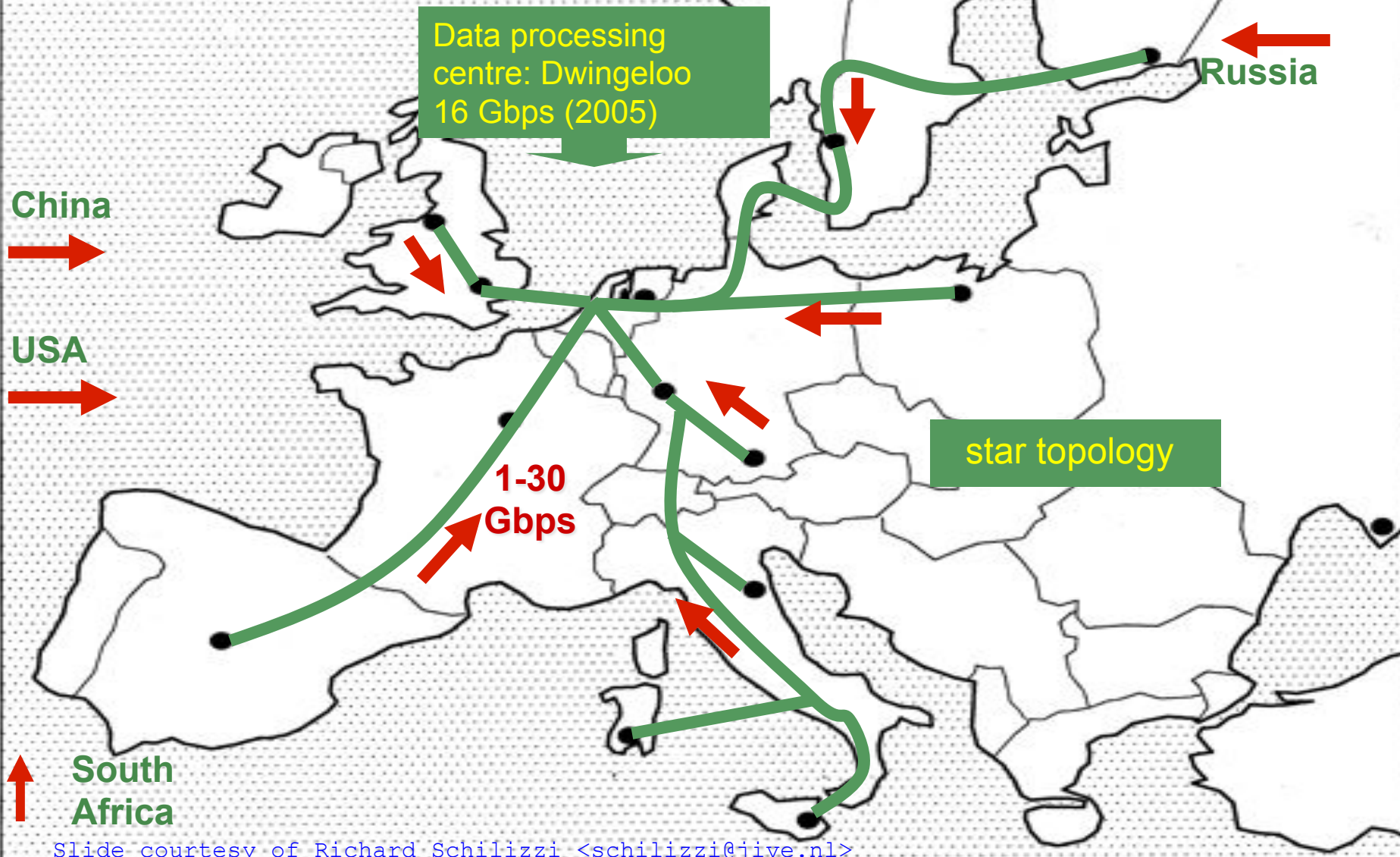
Mar

Apr

May

Jun

eEVN: European VLBI Network



Slide courtesy of Richard Schilizzi <schilizzi@jive.nl>

eVLBI: European VLBI Network

Dec 4

Dec 5


Dec 6

Deadline for submitting eVLBI observing proposals

Program committee decides if eVLBI science can be justified



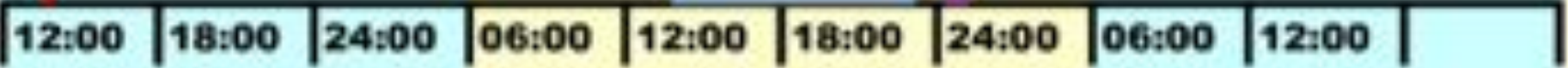
eVLBI Observing Run



Correlation at JIVE

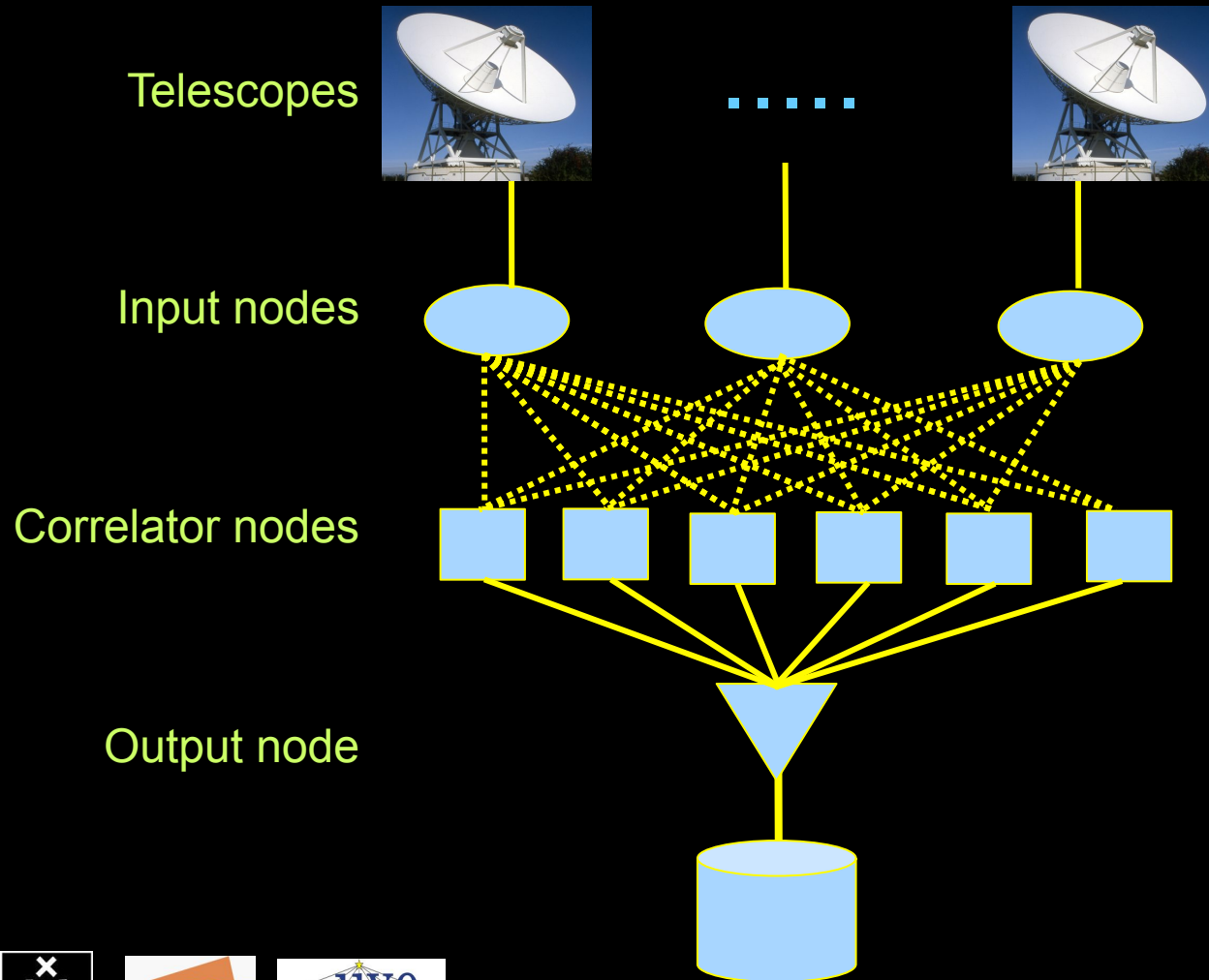


Scientist downloads data from www.jive.nl



The SCARIE project

SCARIE: a research project to create a Software Correlator for e-VLBI.
VLBI Correlation: signal processing technique to get high precision image from spatially distributed radio-telescope.



16 Gbit/s - 2 TfloP →
THIS IS A DATA FLOW PROBLEM !!!

Research:

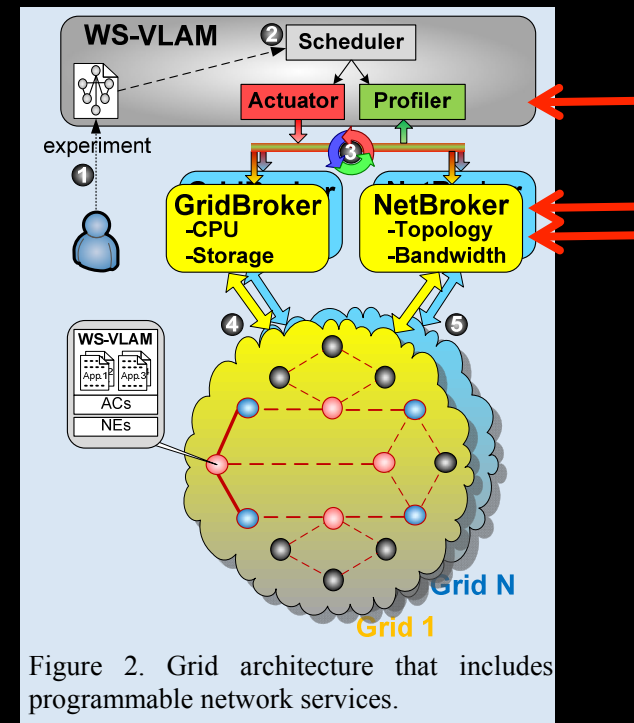


Figure 2. Grid architecture that includes programmable network services.

Where when will it happen?

SNE @ UvA



Ijkdijk/Urban Flood

Medical

LifeWatch/ENVRI

CosmoGrid/eVLBI

CineGrid

EU-GN3/NOVI/Geysers

SURFnet/GLIF/Cloud

Green-IT

Privacy/Trust

Authorization/policy

Programmable networks

40-100Gig/TCP/WF/QoS

Topology/Architecture

Optical Photonic

X

X

X

X

X

X X

X

X X

X X X

X X

X X

X

X

X X

X

CineGrid

EU-GN3/NOVI/Geysers

SURFnet/GLIF/Cloud



IJKDIJK

Sensors: 15000km* 800 bps/m ->12 Gbit/s to cover all Dutch dikes

Sensor grid: instrument the dikes

First controlled breach occurred on sept 27th '08:



Many Pflops/s

Many small flows -> 12 Gb/s

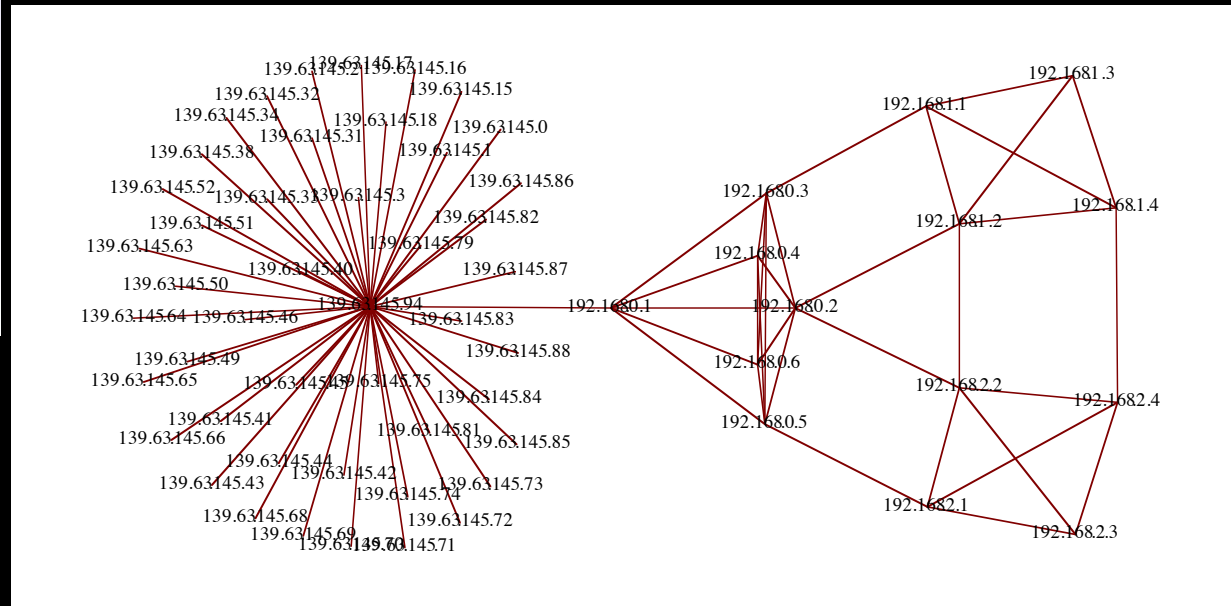
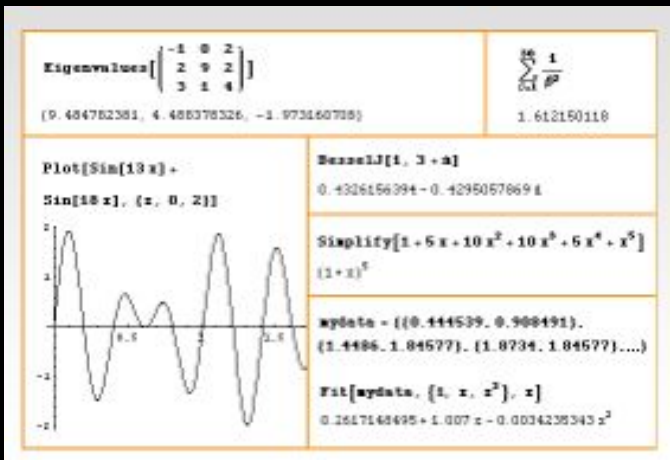
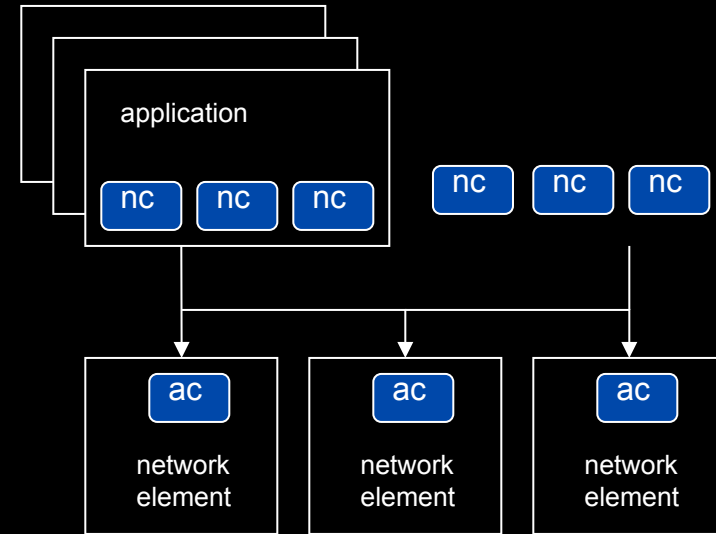
Tera-Thinking

- What constitutes a Tb/s network?
- think back to teraflop computing!
 - MPI turns a room full of pc's in a teraflop machine
- massive parallel channels in hosts, NIC's
- TeraApps programming model supported by
 - TFlops -> MPI / Globus / Cloud
 - TBytes -> DAIS / MONETdb ...
 - TPixels -> SAGE
 - TSensors -> LOFAR, LHC, LOOKING, CineGrid, ...
 - Tbit/s -> ?
 - ? -> Programmable Networks

User Programmable Virtualized Networks.

The network is virtualized as a collection of resources
UPVNs enable network resources to be programmed
as part of the application


Mathematica interacts with virtualized networks using
UPVNs and optimize network + computation



TouchTable Demonstration @ SC08



SNE @ UvA



Ijkdijk/Urban Flood

Medical

LifeWatch/ENVRI

CosmoGrid/eVLBI

CineGrid

EU-GN3/NOVI/Geysers

SURFnet/GLIF/Cloud

Green-IT

Privacy/Trust

Authorization/policy

Programmable networks

40-100Gig/TCP/WF/QoS

Topology/Architecture

Optical Photonic

X X

X

X

X X

X X

X

X

X

X X

X

X


X X

X X


X

X

X



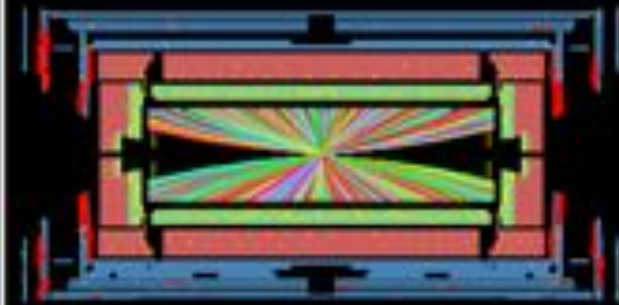
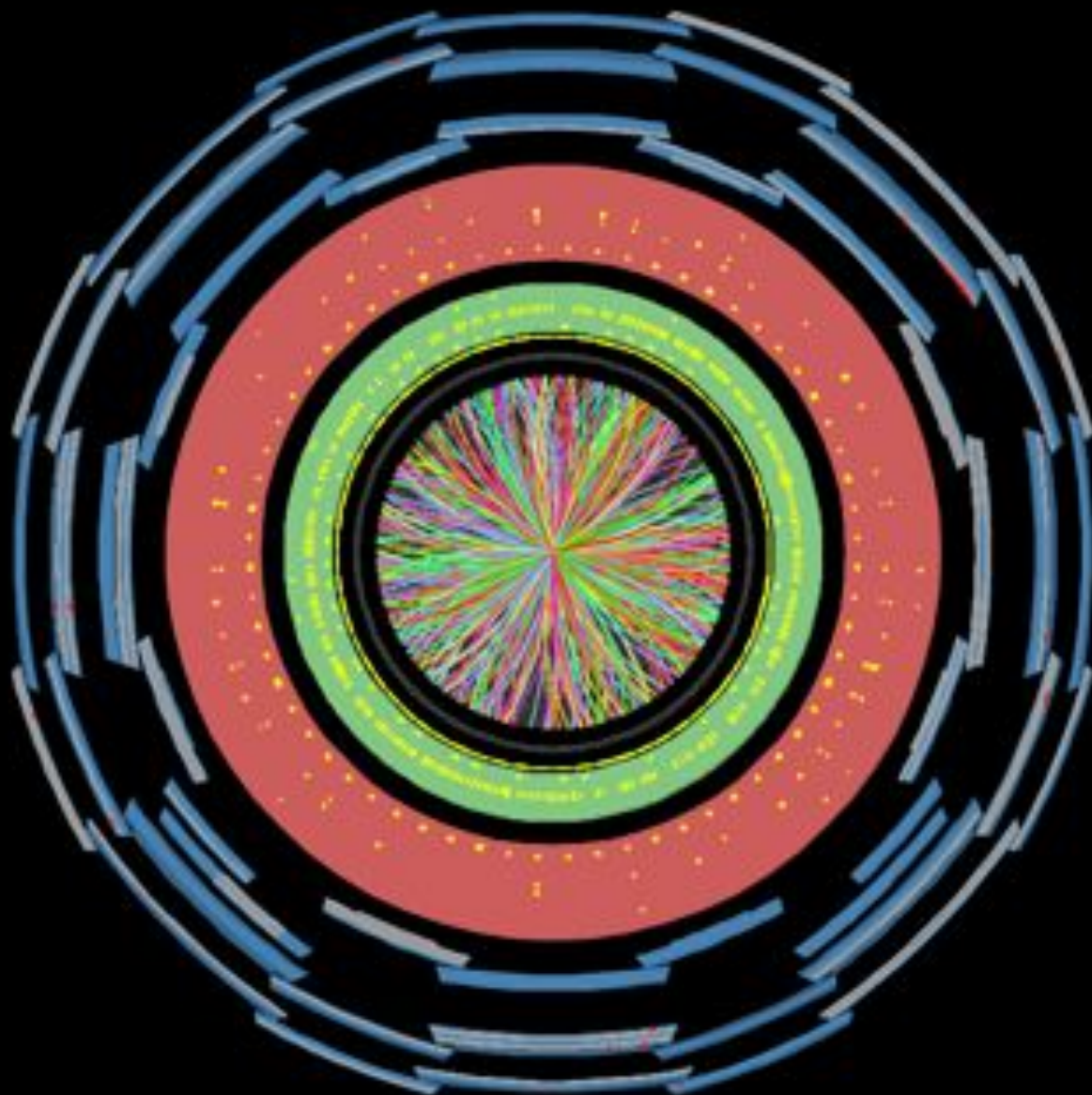
ATLAS detector @ CERN Geneve



ATLAS detector @ CERN Geneve



One Heavy Ion Collision in Atlas!



 **ATLAS**
EXPERIMENT

Run Number: 170482, Event Number: 3936308

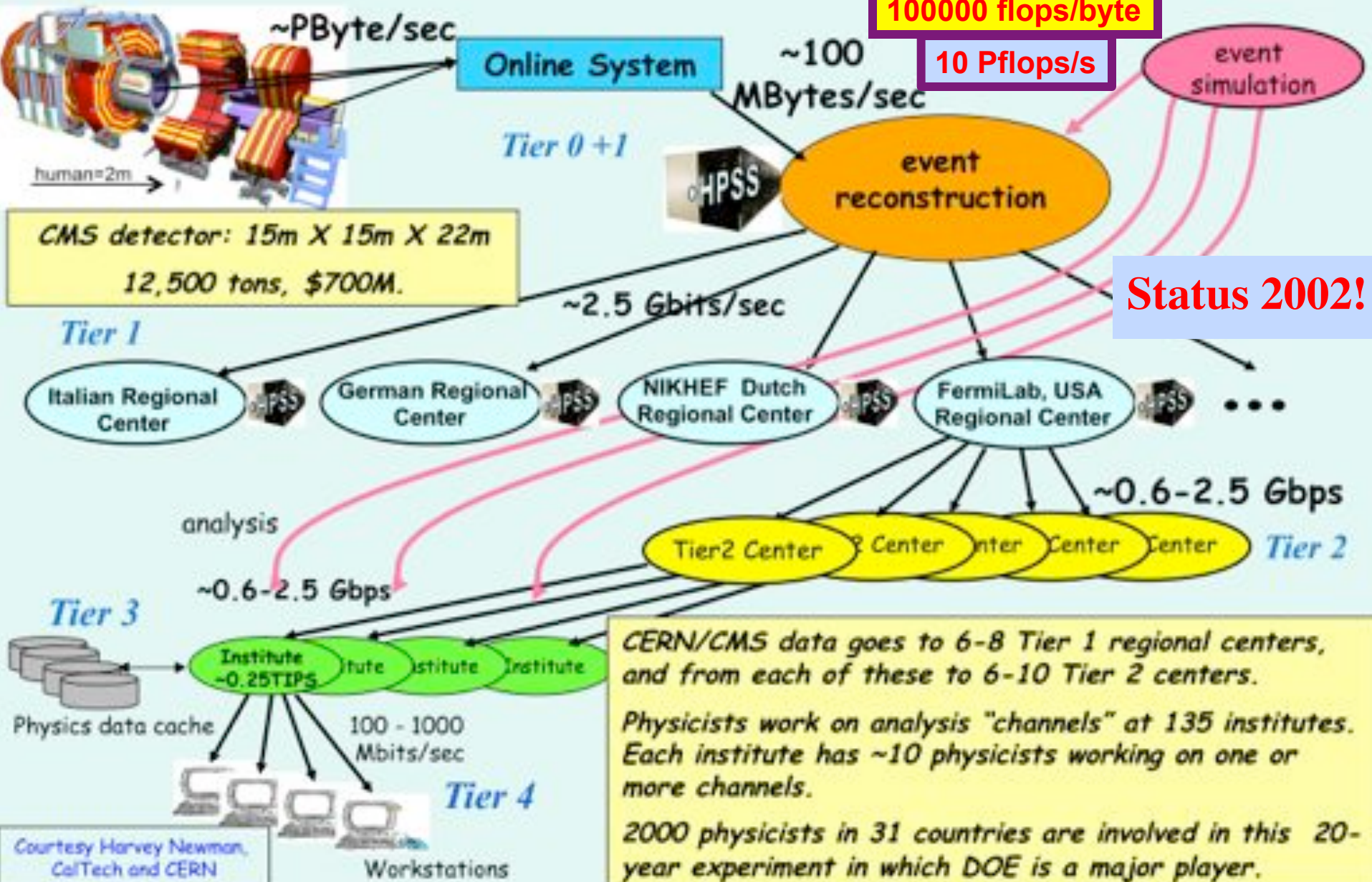
Date: 2010-12-06 17:21:31 CET

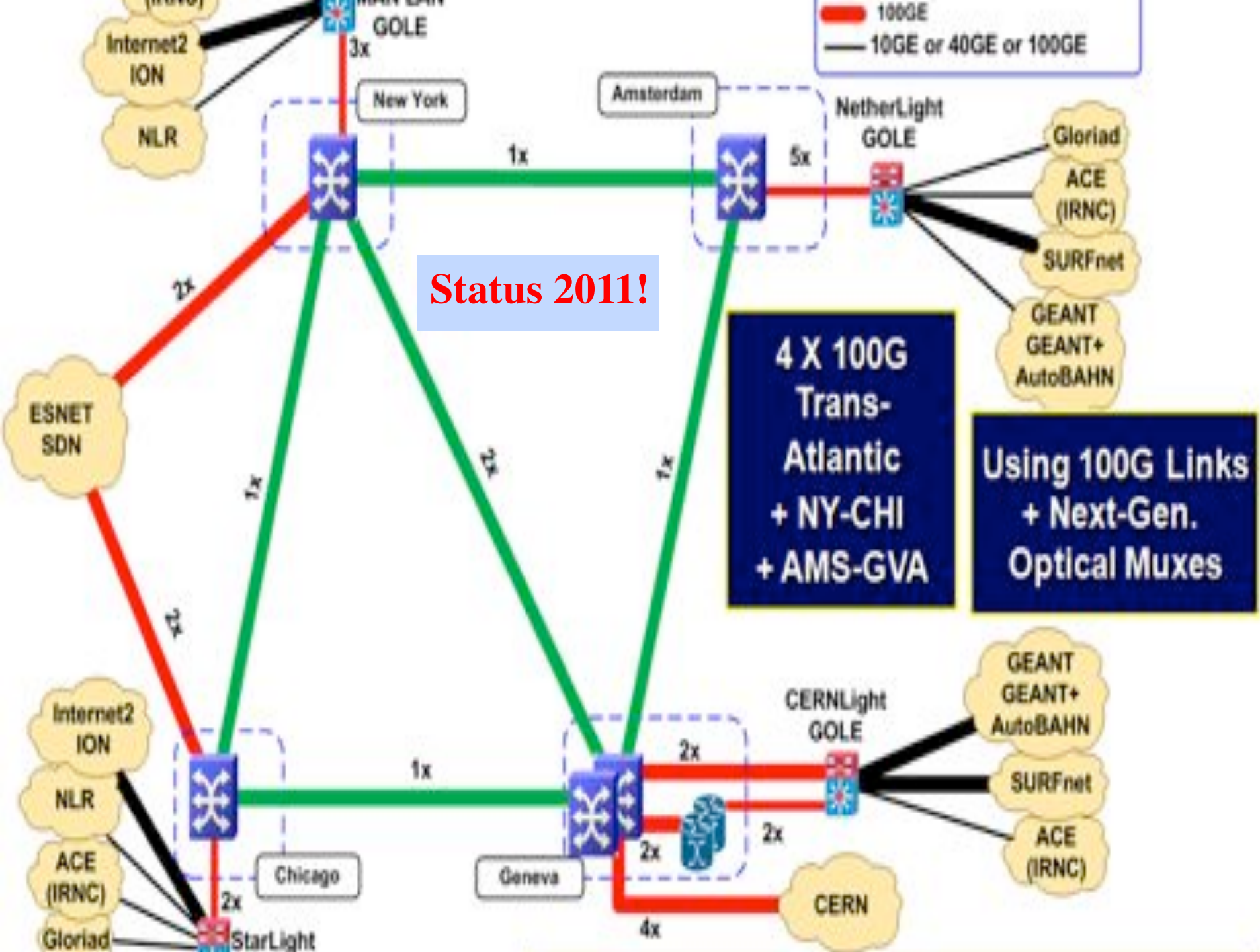
Snapshot of a heavy ion collision
directly from the ATLAS experiment



LHC Data Grid Hierarchy

CMS as example, Atlas is similar





Big and small flows don't go well together on the same wire! ☹




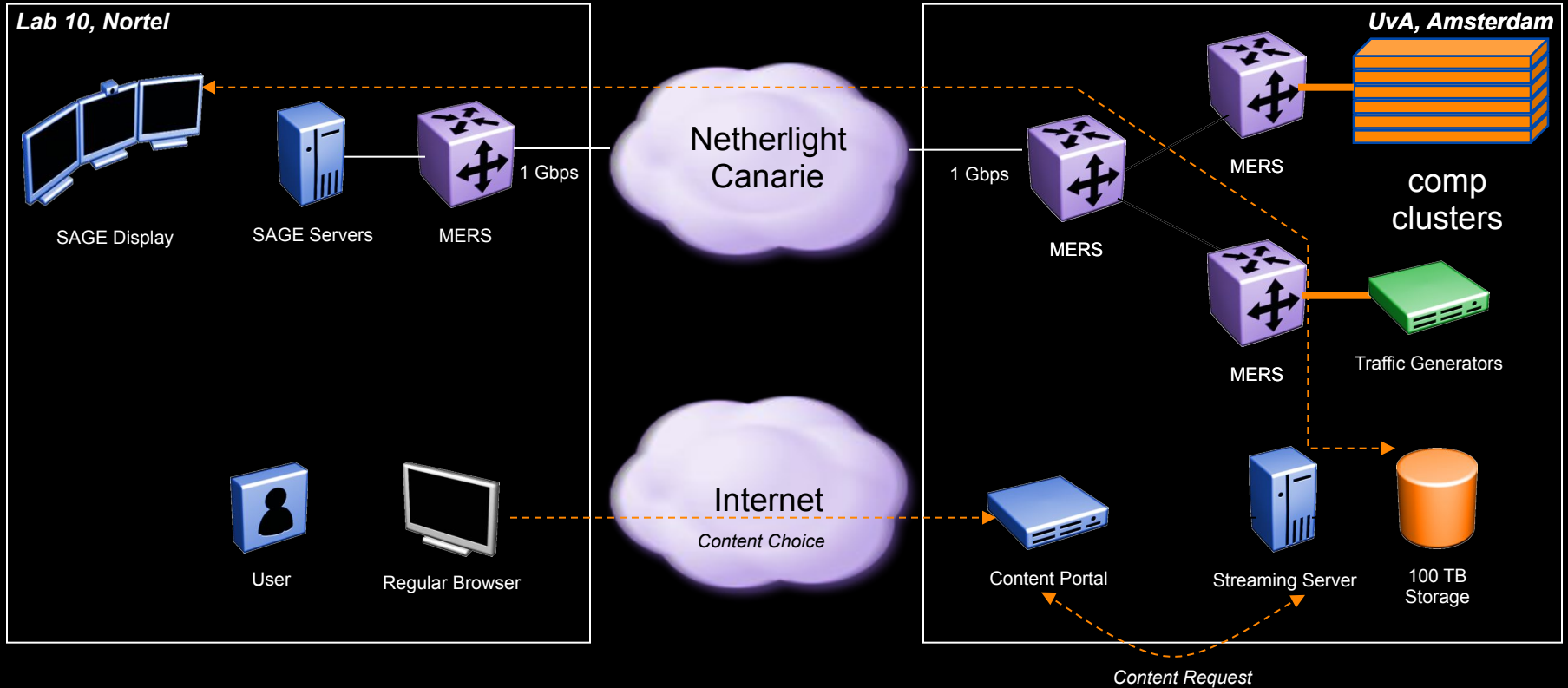


Diagram for SAGE video streaming to ATS

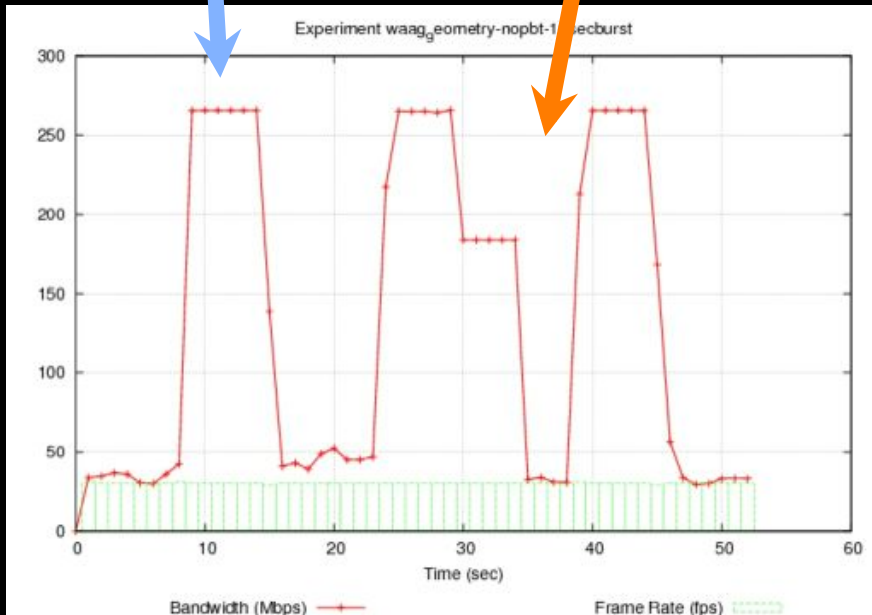


Experimental Data

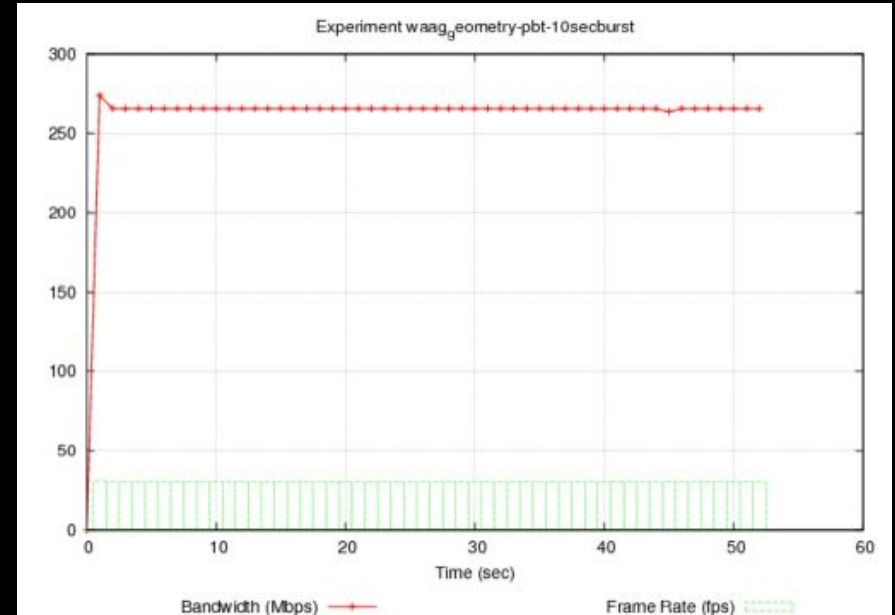


Sage without background traffic

Sage with background traffic



10 Second Traffic bursts with No PBT



10 Second Traffic bursts with PBT

PBT is SIMPLE and EFFECTIVE technology to build a shared Media-Ready Network



Alien light From idea to realisation!

40Gb/s alien wavelength transmission via a multi-vendor 10Gb/s DWDM infrastructure



Alien wavelength advantages

- Direct connection of customer equipment^[1] → cost savings
- Avoid OEO regeneration → power savings
- Faster time to service^[2] → time savings
- Support of different modulation formats^[3] → extend network lifetime

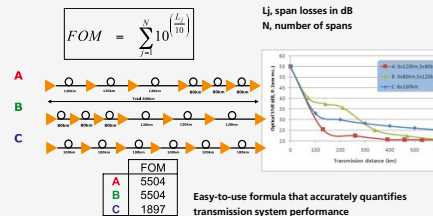
Alien wavelength challenges

- Complex end-to-end optical path engineering in terms of linear (i.e. OSNR, dispersion) and non-linear (FWM, SPM, XPM, Raman) transmission effects for different modulation formats.
- Complex interoperability testing.
- End-to-end monitoring, fault isolation and resolution.
- End-to-end service activation.

In this demonstration we will investigate the performance of a 40Gb/s PM-QPSK alien wavelength installed on a 10Gb/s DWDM infrastructure.

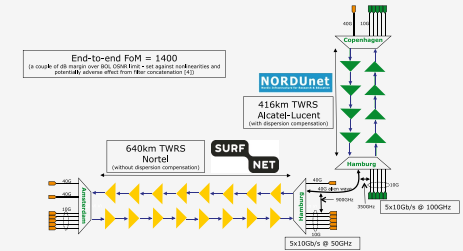
New method to present fiber link quality, FoM (Figure of Merit)

In order to quantify optical link grade, we propose a new method of representing system quality: the FOM (Figure of Merit) for concatenated fiber spans.

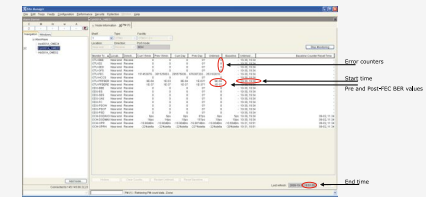


Transmission system setup

JOINT SURFnet/NORDUnet 40Gb/s PM-QPSK alien wavelength DEMONSTRATION.



Test results



Error-free transmission for 23 hours, 17 minutes → BER < 3,0 · 10⁻¹⁶

Conclusions

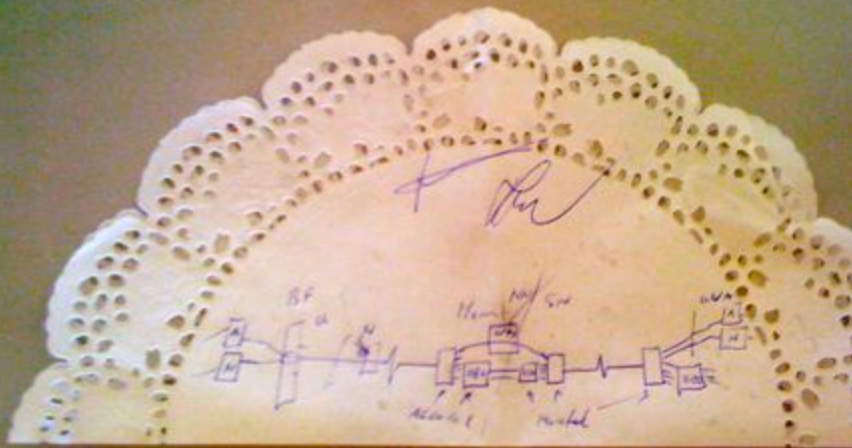
- We have investigated experimentally the all-optical transmission of a 40Gb/s PM-QPSK alien wavelength via a concatenated native and third party DWDM system that both were carrying live 10Gb/s wavelengths.
- The end-to-end transmission system consisted of 1056 km of TWRS (TrueWave Reduced Slope) transmission fiber.
- We demonstrated error-free transmission (i.e. BER below 10⁻¹⁵) during a 23 hour period.
- More detailed system performance analysis will be presented in an upcoming paper.



REFERENCES
ACKNOWLEDGEMENTS

[1] "OPERATIONAL SOLUTIONS FOR AN OPEN DWDM LAYER", O. GERSTEL ET AL. OFC2009 | [2] "AT&T OPTICAL TRANSPORT SERVICES", BARBARA E. SMITH, OFC'09
[3] "OPEX SAVINGS OF ALL-OPTICAL CORE NETWORKS", ANDREW LORD AND CARL ENGINEER, ECCO2009 | [4] NORTEL/SURFNET INTERNAL COMMUNICATION
WE ARE GRATEFUL TO NORDUNET FOR PROVIDING US WITH BANDWIDTH ON THEIR DWDM LINK FOR THIS EXPERIMENT AND ALSO FOR THEIR SUPPORT AND ASSISTANCE DURING THE EXPERIMENTS. WE ALSO ACKNOWLEDGE TELINDUS AND NORTEL FOR THEIR INTEGRATION WORK AND SIMULATION SUPPORT

Alien light From idea to realisation!



40Gb/s alien wavelength transmission via a multi-vendor 10Gb/s DWDM infrastructure



Alien wavelength advantages

- Direct connection of customer equipment^[1] → cost savings
- Avoid OEO regeneration → power savings
- Faster time to service^[2] → time savings
- Support of different modulation formats^[3] → extend network lifetime

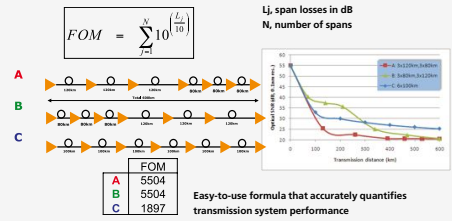
Alien wavelength challenges

- Complex end-to-end optical path engineering in terms of linear (i.e. OSNR, dispersion) and non-linear (FWM, SPM, XPM, Raman) transmission effects for different modulation formats.
- Complex interoperability testing.
- End-to-end monitoring, fault isolation and resolution.
- End-to-end service activation.

In this demonstration we will investigate the performance of a 40Gb/s PM-QPSK alien wavelength installed on a 10Gb/s DWDM infrastructure.

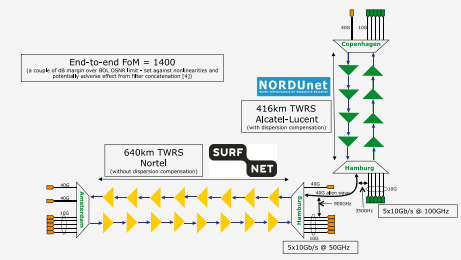
New method to present fiber link quality, FoM (Figure of Merit)

In order to quantify optical link grade, we propose a new method of representing system quality: the FOM (Figure of Merit) for concatenated fiber spans.

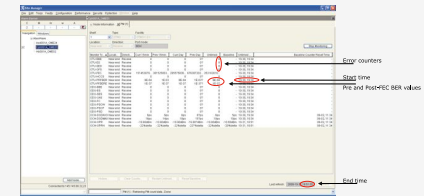


Transmission system setup

JOINT SURFnet/NORDUnet 40Gb/s PM-QPSK alien wavelength DEMONSTRATION.



Test results



Error-free transmission for 23 hours, 17 minutes → BER < 3,0 · 10⁻¹⁶

Conclusions

- We have investigated experimentally the all-optical transmission of a 40Gb/s PM-QPSK alien wavelength via a concatenated native and third party DWDM system that both were carrying live 10Gb/s wavelengths.
- The end-to-end transmission system consisted of 1056 km of TWRS (TrueWave Reduced Slope) transmission fiber.
- We demonstrated error-free transmission (i.e. BER below 10⁻¹⁵) during a 23 hour period.
- More detailed system performance analysis will be presented in an upcoming paper.



REFERENCES [1] "OPERATIONAL SOLUTIONS FOR AN OPEN DWDM LAYER", O. GERSTEL ET AL. OFC2009 | [2] "AT&T OPTICAL TRANSPORT SERVICES", BARBARA E. SMITH, OFC'09 [3] "OPEX SAVINGS OF ALL-OPTICAL CORE NETWORKS", ANDREW LORD AND CARL ENGINEER, ECCO2009 | [4] NORTEL/SURFNET INTERNAL COMMUNICATION

ACKNOWLEDGEMENTS WE ARE GRATEFUL TO NORDUNET FOR PROVIDING US WITH BANDWIDTH ON THEIR DWDM LINK FOR THIS EXPERIMENT AND ALSO FOR THEIR SUPPORT AND ASSISTANCE DURING THE EXPERIMENTS. WE ALSO ACKNOWLEDGE TELINDUS AND NORTEL FOR THEIR INTEGRATION WORK AND SIMULATION SUPPORT

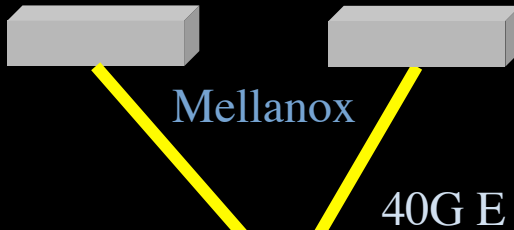
ClearStream @ TNC2011

Setup codename:
FlightCees



UvA

iPerf I7 3.2 GHz Q-core iPerf Amd Ph II 3.6 GHz HexC



Copenhagen

iPerf 2* dual 2.8 GHz Q-core iPerf



CERN

CIENA DWDM

Hamburg

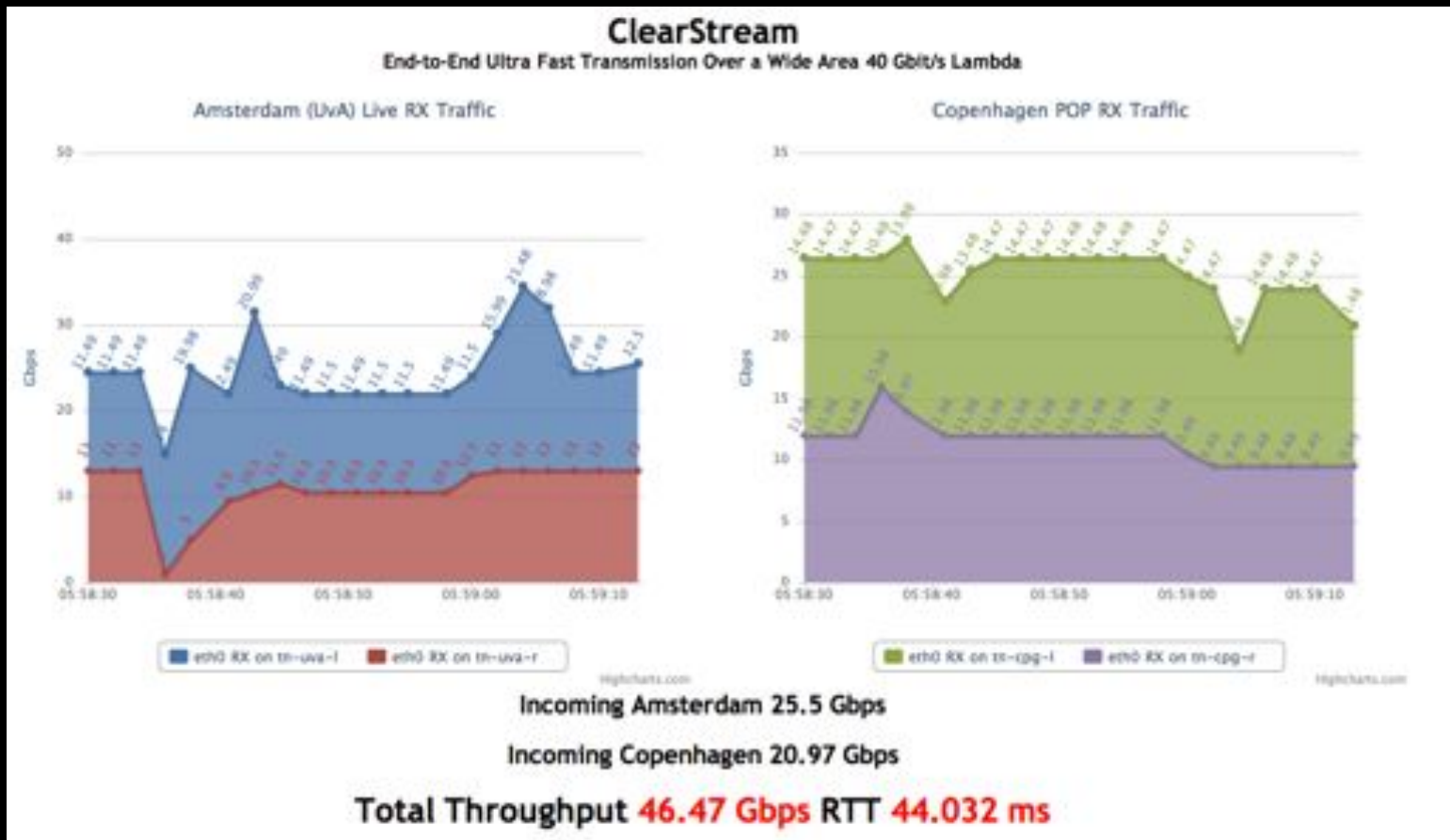
Alcatel DWDM



Amsterdam – Geneva (CERN) – Copenhagen – 4400 km (2700 km alien light)

Visit CIENA Booth

surf to <http://tnc11.delaat.net>




Results (rtt = 17 ms)

- Single flow iPerf 1 core -> 21 Gbps
- Single flow iPerf 1 core <> -> 15+15 Gbps
- Multi flow iPerf 2 cores -> 25 Gbps
- Multi flow iPerf 2 cores <> -> 23+23 Gbps
- DiViNe <> -> 11 Gbps
- Multi flow iPerf + DiVine -> 35 Gbps
- Multi flow iPerf + DiVine <> -> 35 + 35 Gbps

Performance Explained

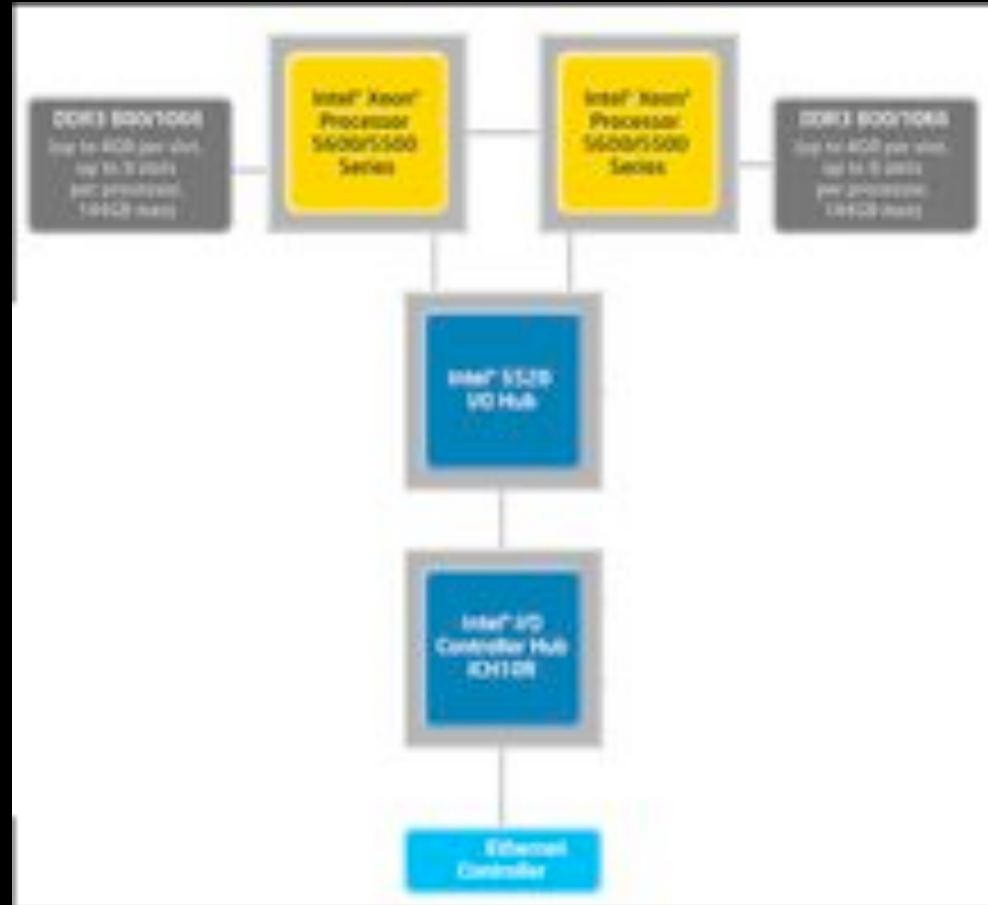
- Mellanox 40GE card is PCI-E 2.0 8x (5GT/s)
- 40Gbit/s raw throughput but
- PCI-E is a network-like protocol
 - 8/10 bit encoding -> 25% overhead -> 32Gbit/s maximum data throughput
 - Routing information
- Extra overhead from IP/Ethernet framing
- Server architecture matters!
 - 4P system performed worse in multithreaded iperf

Server Architecture



DELL R815

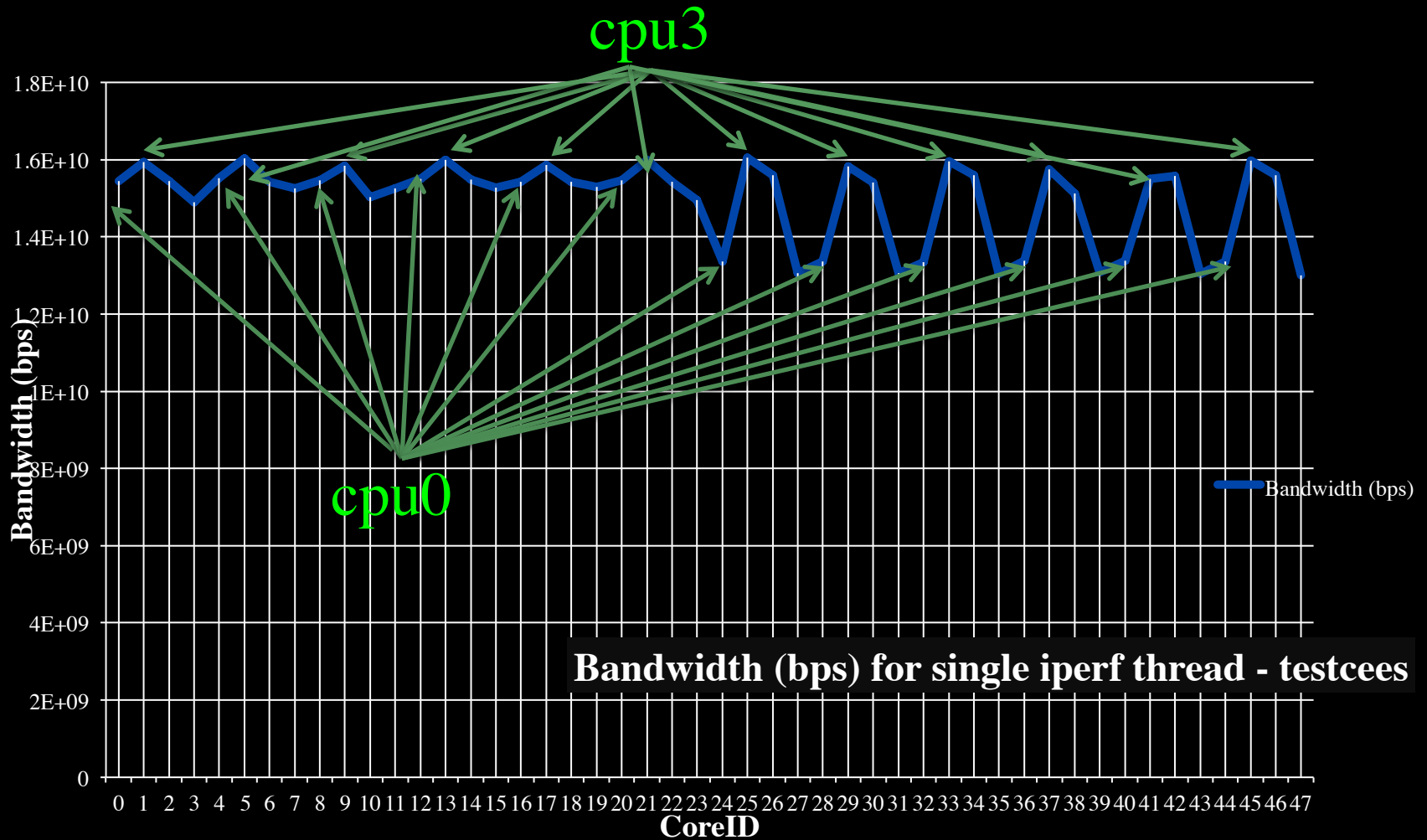
4 x AMD Opteron 6100



Supermicro X8DTT-HIBQF

2 x Intel Xeon

CPU Topology benchmark



We used numactl to bind iperf to cores



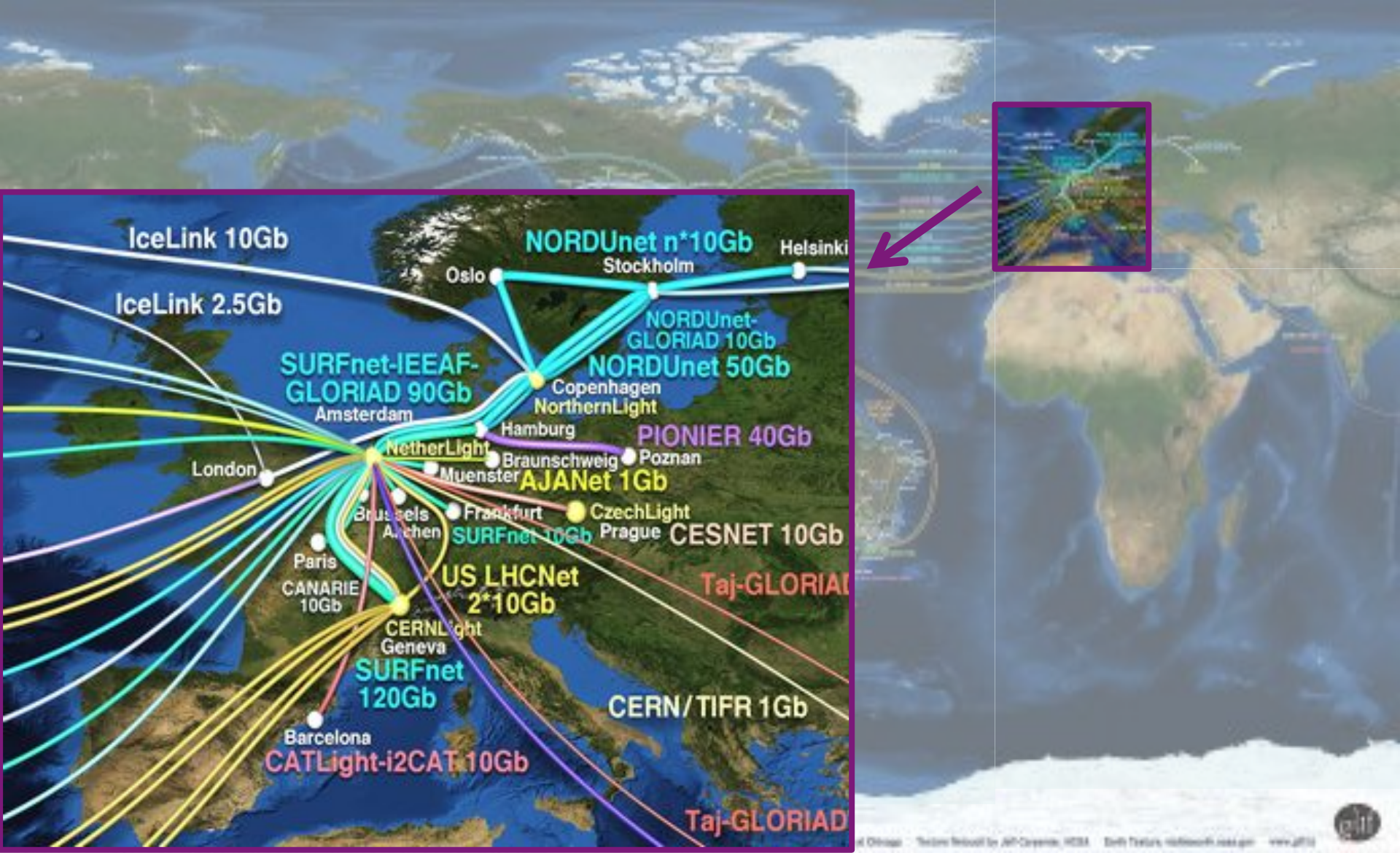
We investigate:
complex networks!



for



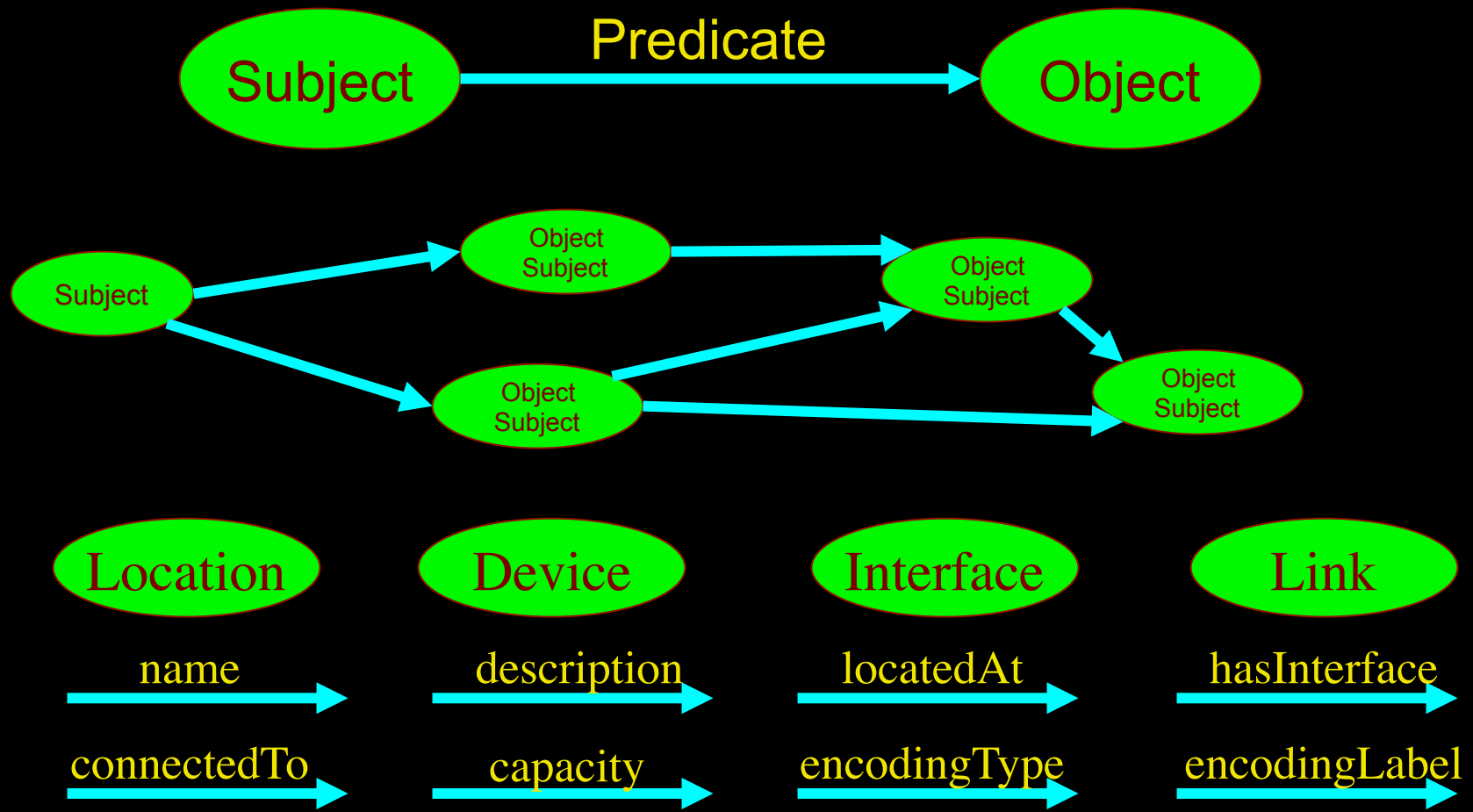
The GLIF – lightpaths around the world



LinkedIn for Infrastructure



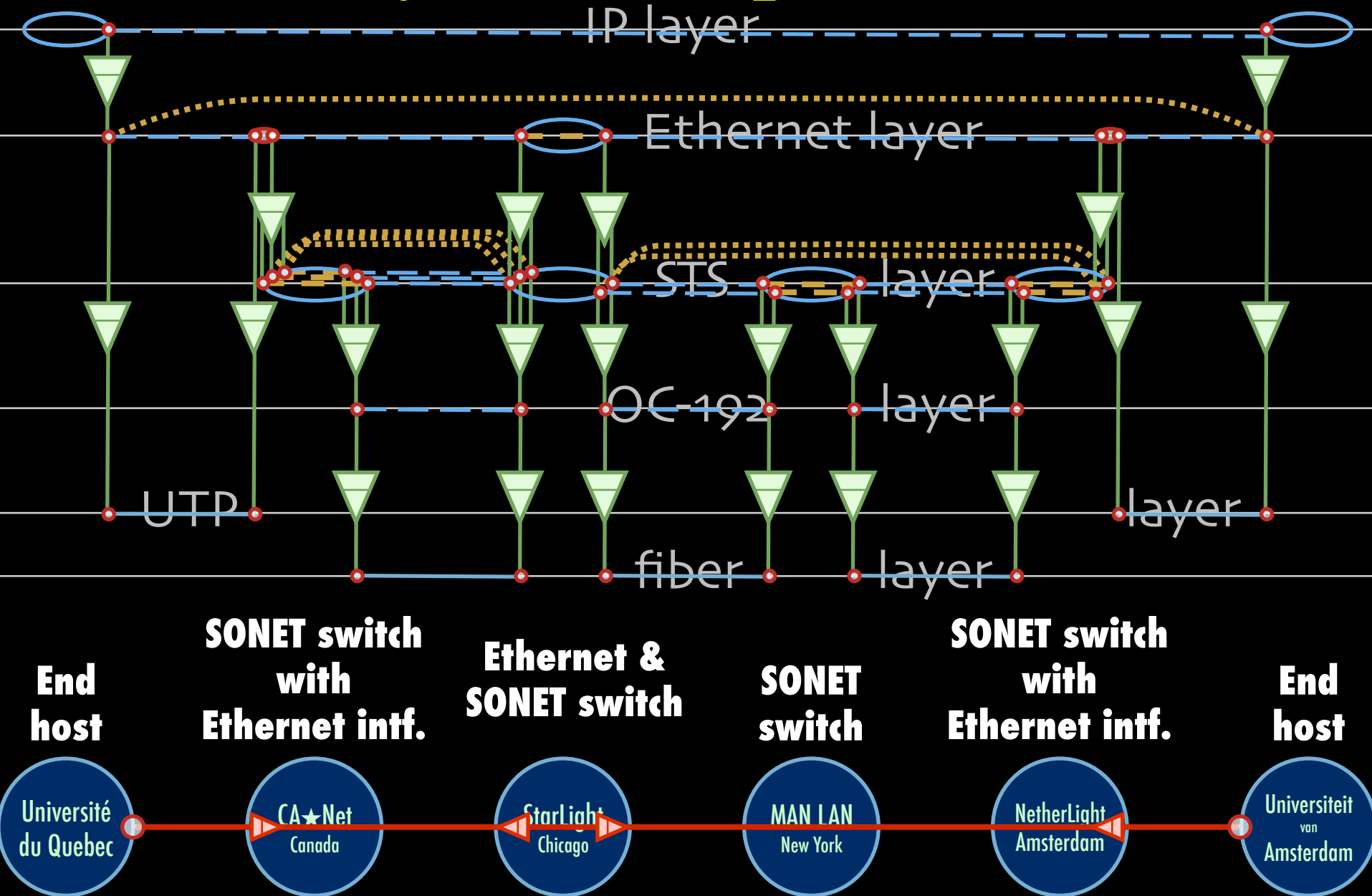
- From semantic Web / Resource Description Framework.
- The RDF uses XML as an interchange syntax.
- Data is described by triplets (Friend of a Friend):



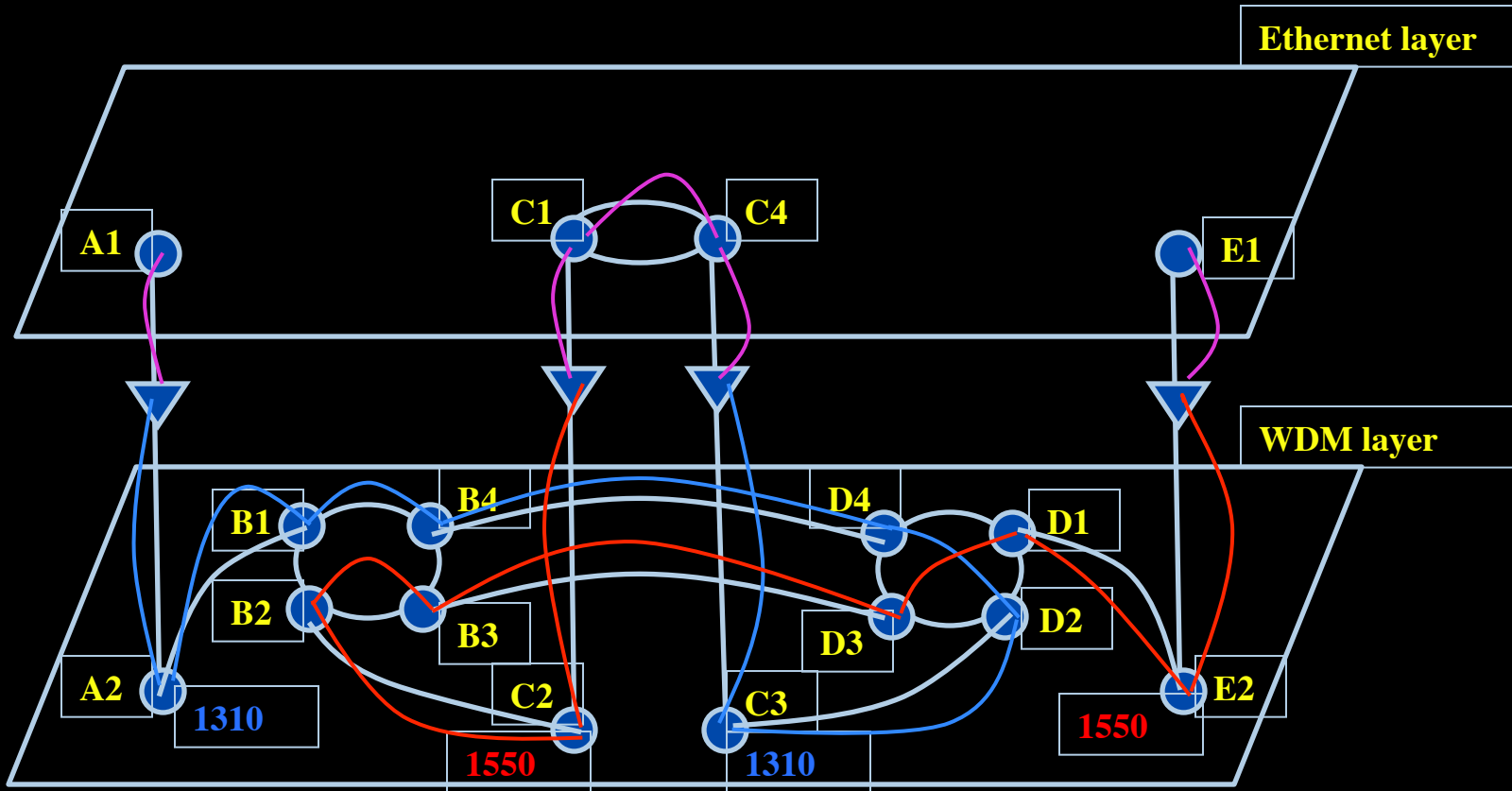
NetherLight in RDF

```
<?xml version="1.0" encoding="UTF-8"?>
<rdf:RDF xmlns:rdf="http://www.w3.org/1999/02/22-rdf-syntax-ns#"
  xmlns:ndl="http://www.science.uva.nl/research/air/ndl#">
  <!-- Description of Netherlight -->
  <ndl:Location rdf:about="#Netherlight">
    <ndl:name>Netherlight Optical Exchange</ndl:name>
  </ndl:Location>
  <!-- TDM3.amsterdam1.netherlight.net -->
  <ndl:Device rdf:about="#tdm3.amsterdam1.netherlight.net">
    <ndl:name>tdm3.amsterdam1.netherlight.net</ndl:name>
    <ndl:locatedAt rdf:resource="#amsterdam1.netherlight.net"/>
    <ndl:hasInterface rdf:resource="#tdm3.amsterdam1.netherlight.net:501/1"/>
    <ndl:hasInterface rdf:resource="#tdm3.amsterdam1.netherlight.net:501/3"/>
    <ndl:hasInterface rdf:resource="#tdm3.amsterdam1.netherlight.net:501/4"/>
    <ndl:hasInterface rdf:resource="#tdm3.amsterdam1.netherlight.net:503/1"/>
    <ndl:hasInterface rdf:resource="#tdm3.amsterdam1.netherlight.net:503/2"/>
    <!-- all the interfaces of TDM3.amsterdam1.netherlight.net -->
    <ndl:Interface rdf:about="#tdm3.amsterdam1.netherlight.net:501/1">
      <ndl:name>tdm3.amsterdam1.netherlight.net:POS501/1</ndl:name>
      <ndl:connectedTo rdf:resource="#tdm4.amsterdam1.netherlight.net:5/1"/>
    </ndl:Interface>
    <ndl:Interface rdf:about="#tdm3.amsterdam1.netherlight.net:501/2">
      <ndl:name>tdm3.amsterdam1.netherlight.net:POS501/2</ndl:name>
      <ndl:connectedTo rdf:resource="#tdm1.amsterdam1.netherlight.net:12/1"/>
    </ndl:Interface>
```

Multi-layer descriptions in NDL



Multi-layer Network PathFinding

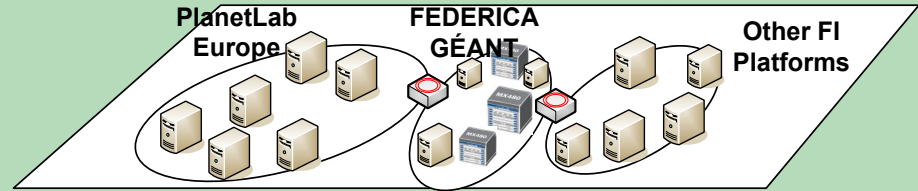
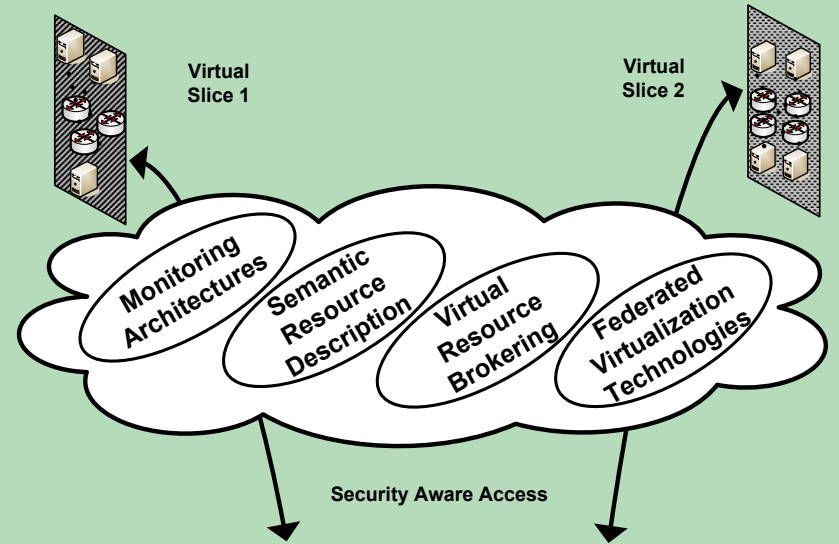
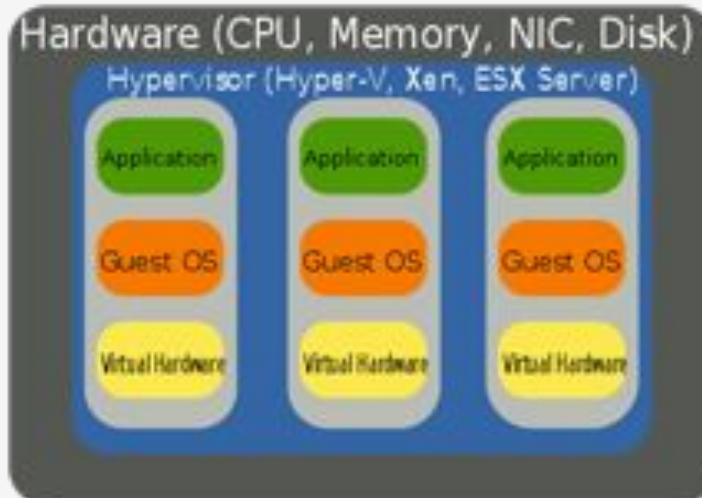


Path between interfaces A1 and E1:


A1-A2-B1-B4-D4-D2-C3-C4-C1-C2-B2-B3-D3-D1-E2-E1

Scaling: Combinatorial problem

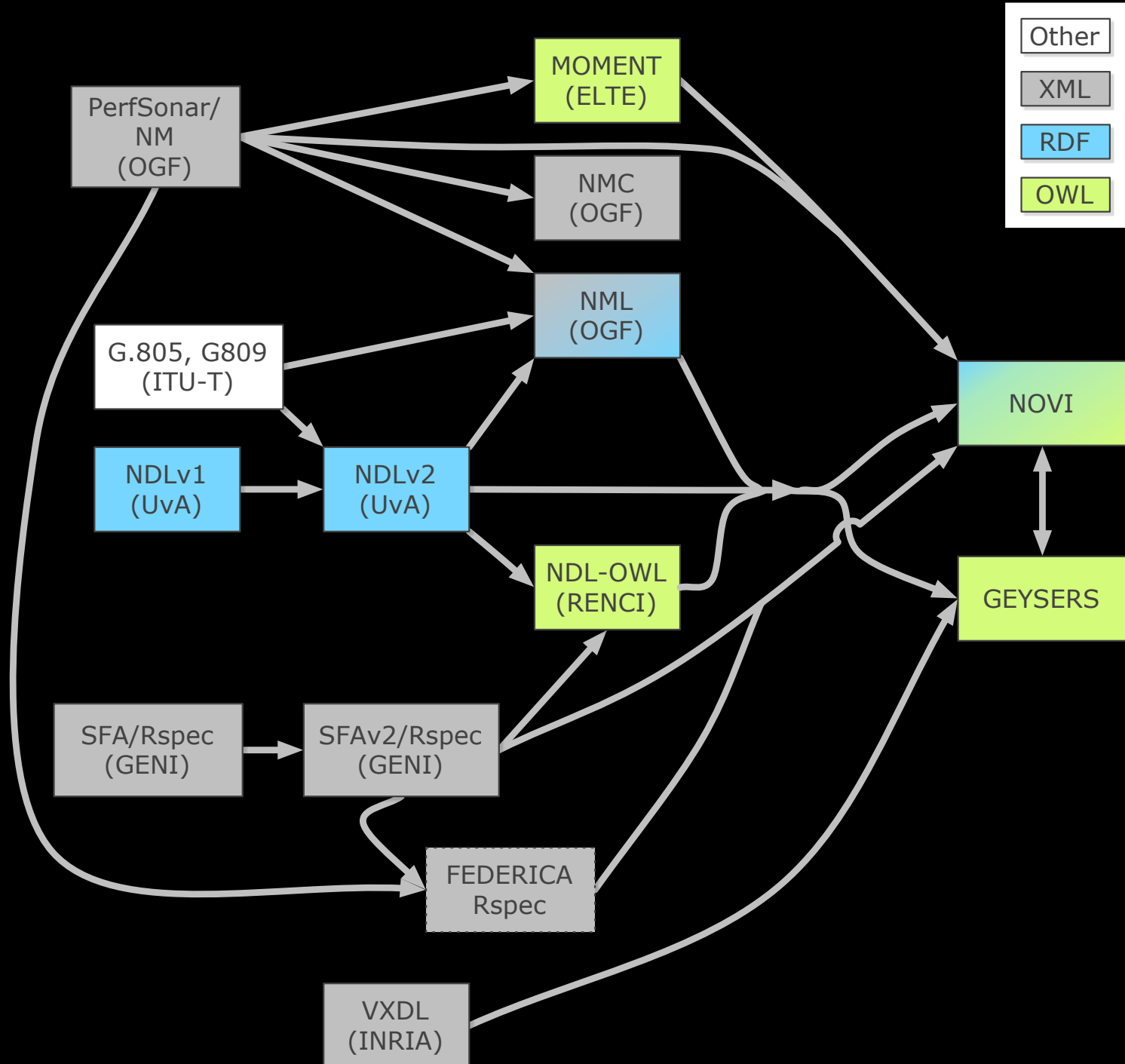
Virtualisatie van infrastructuur & QoS



Virtual Infrastructures

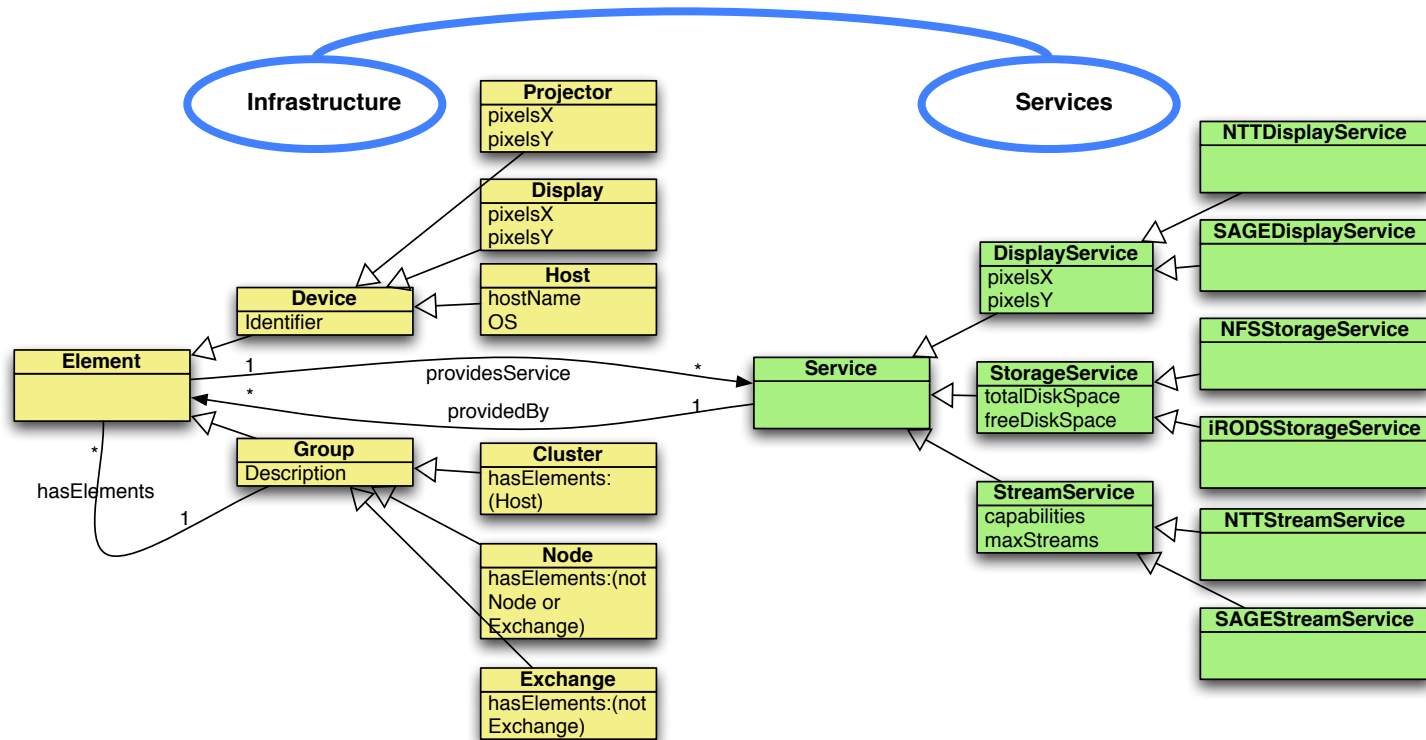


GEANT2 and NRENs Infrastructure



Information Modeling

Define a common information model for **infrastructures** and **services**.
Base it on Semantic Web.



SNE @ UvA



Ijkdijk/Urban Flood
Medical
LifeWatch/ENVRI
CosmoGrid/eVLBI
CineGrid
EU-GN3/NOVI/Geysers
SURFnet/GLIF/Cloud

Green-IT

Privacy/Trust

Authorization/policy

Programmable networks

40-100Gig/TCP/WF/QoS

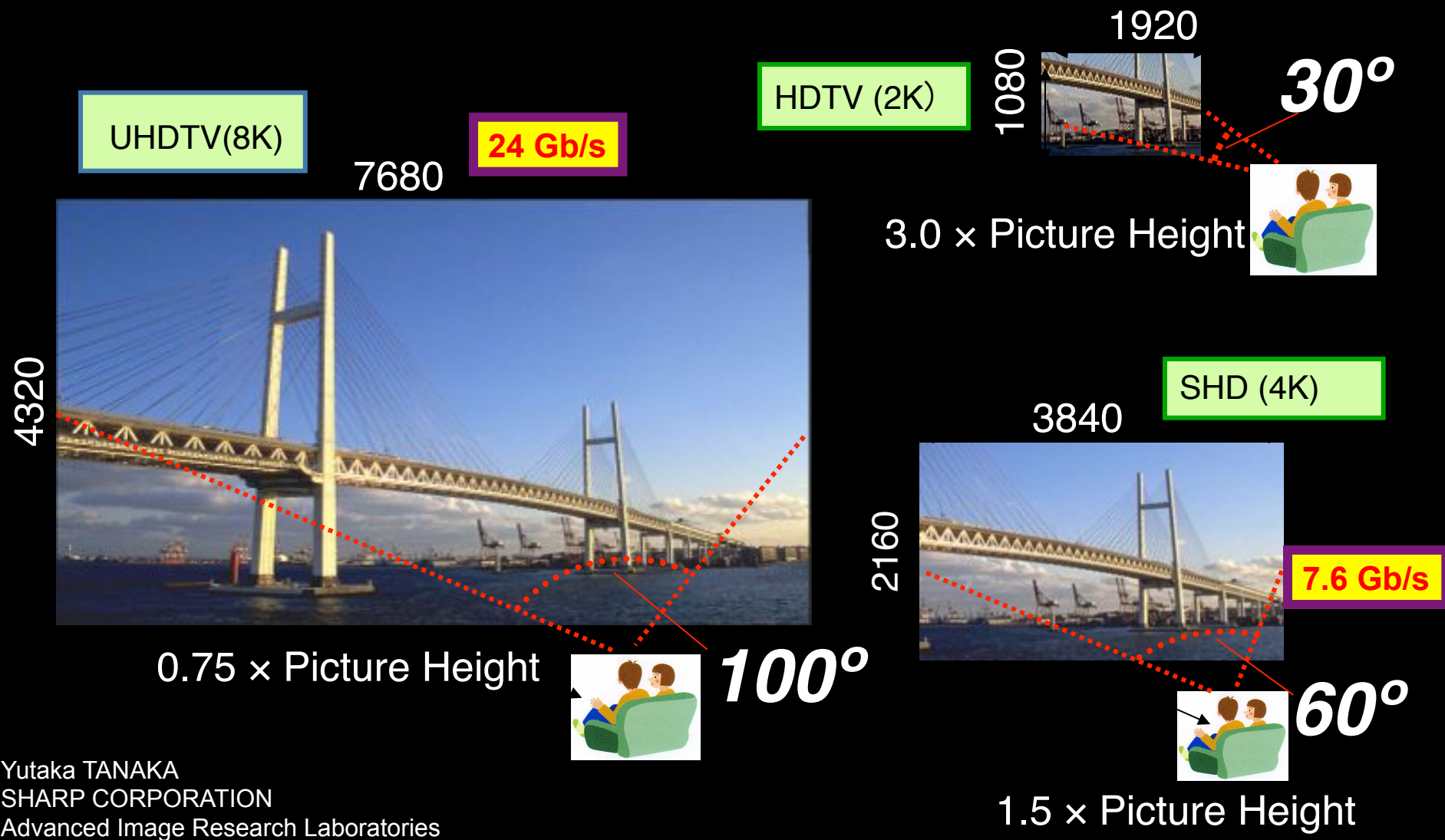
Topology/Architecture

Optical Photonic

						X	X
		X				X	
		X	X		X	X	
	X		X				
	X		X	X		X	
		X		X	X		
		X	X		X		

Why is more resolution is better?


1. More Resolution Allows Closer Viewing of Larger Image
2. Closer Viewing of Larger Image Increases Viewing Angle
3. Increased Viewing Angle Produces Stronger Emotional Response





Red End

Robin Noorda & Bethany de Forest



STEREO 4K Recording
Viktoria Mullova
Holland Festival 2010



Hey, not still.



We're almost done. Sshh...





Why?

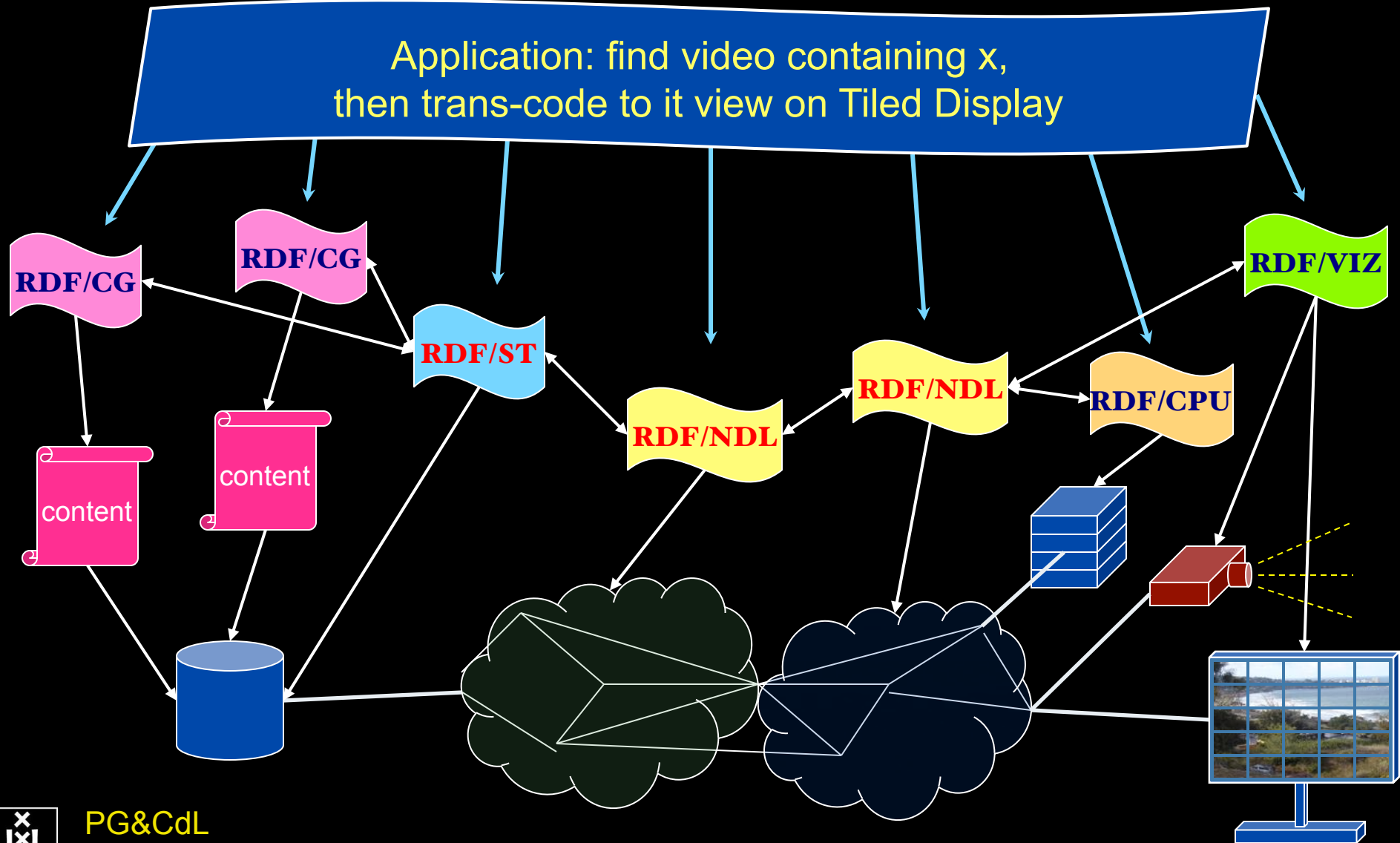


I want to:

“Show Big Bug Bunny in 4K on my Tiled Display using green Infrastructure”

- Big Bugs Bunny can be on multiple servers on the Internet.
- Movie may need processing / recoding to get to 4K for Tiled Display.
- Needs deterministic Green infrastructure for Quality of Experience.
- Consumer / Scientist does not want to know the underlying details.
→ His refrigerator also just works.

RDF describing Infrastructure



Applications and Networks become aware of each other!

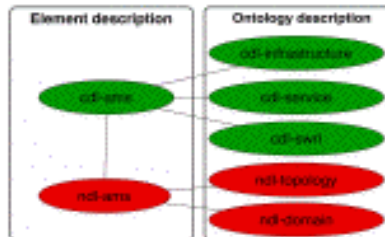
CineGrid Description Language

CineGrid is an initiative to facilitate the exchange, storage and display of high-quality digital media.

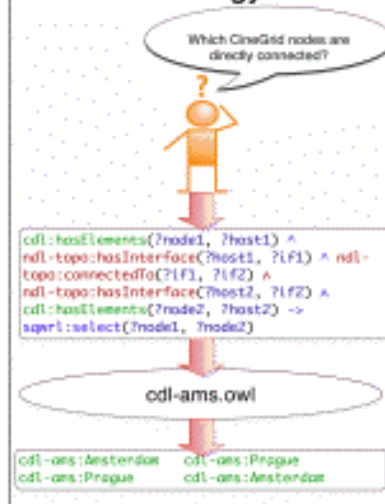
The CineGrid Description Language (CDL) describes CineGrid resources. Streaming, display and storage components are organized in a hierarchical way.

CDL has bindings to the NDL ontology that enables descriptions of network components and their interconnections.

With CDL we can reason on the CineGrid infrastructure and its services.



SQWRL is used to query the Ontology.



UML representation of CDL



CDL links to NDL using the **owl:SameAs** property. CDL defines the services, NDL the network interfaces and links. The combination of the two ontologies identifies the host pairs that support matching services via existing network connections.



CineGrid portal

100 Tbyte
Cache & Store & Forward



distribution center Amsterdam

[Home](#) | [About](#) | [Browse Content](#) | [cinegrid.org](#) | [cinegrid.nl](#)

Amsterdam Node Status:

node41:
Disk space used: 8 GiB
Disk space available: 10 GiB

Search node:

Search

Browse by tag:

amsterdam animation
[antonaco](#) blender boat
bridge burna cgi delta holland
hollandfestival
leidschestraat
muziekgebouw
nieuwmarkt opera prague ship
train tram trams waag


100 University van Amsterdam

CineGrid Amsterdam

Welcome to the Amsterdam CineGrid distribution node. Below are the latest additions of super-high-quality video to our node.

For more information about CineGrid and our efforts look at the about section.

Latest Additions



Wypke

Wypke

Available formats:

4k drc (4.8 KB)

Duration: 1 hour and 8 minutes

Created: 1 week, 2 days ago

Author: Wypke

Categories:



Prague Train

Steam locomotive in Prague.

Available formats:

4k drc (3.9 KB)

Duration: 27 hours and 46 minutes

Created: 1 week, 2 days ago

Author: CineGrid

Categories: delta prague train



VLC: Big Buck Bunny

(C) copyright Blender Foundation | <http://www.bigbuckbunny.org>

Available formats:

1080p H264 (1.1 GB)

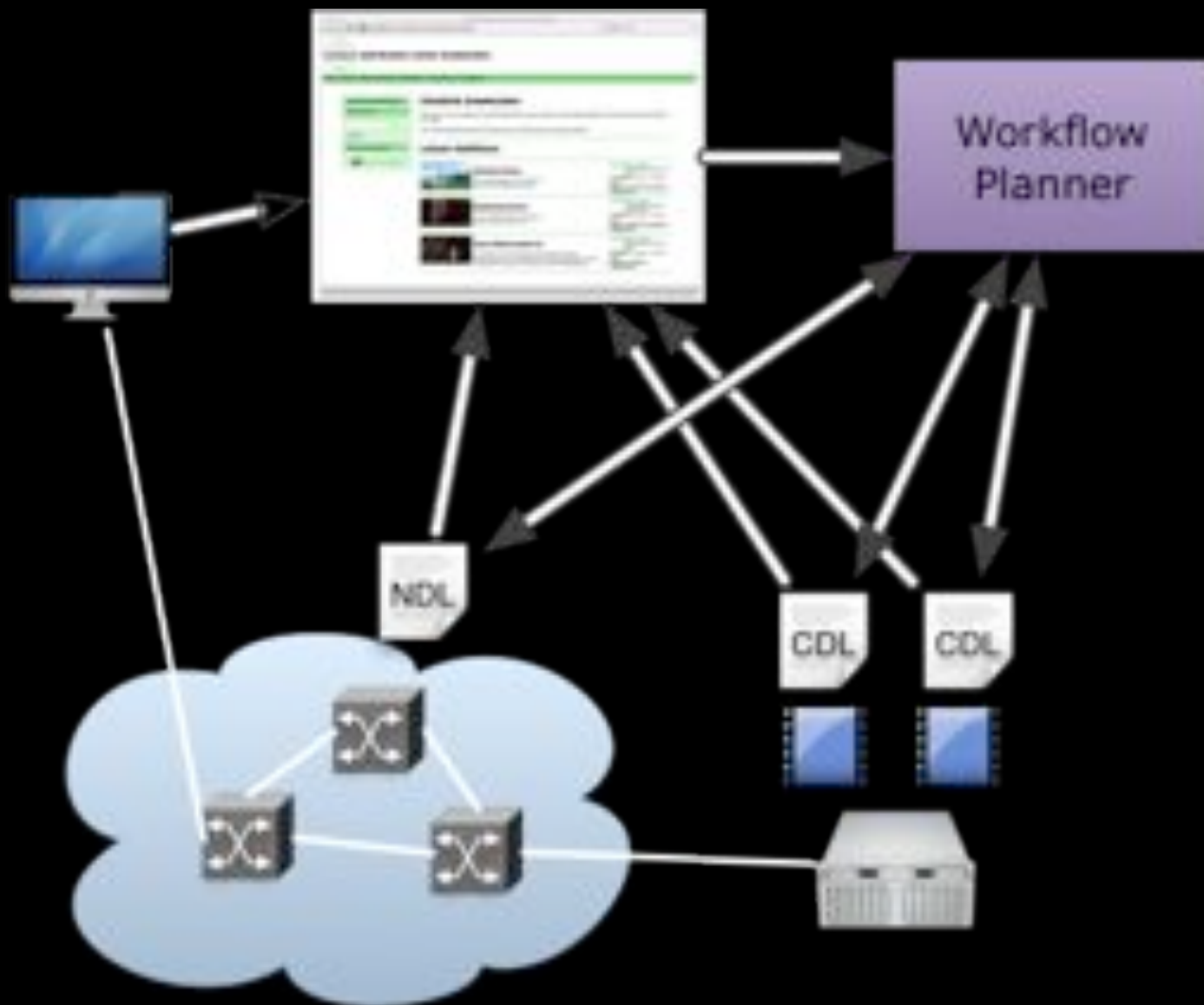
Duration: 1 hour and 9 minutes

Created: 1 month, 1 week ago

Author: Blender Foundation

Categories: animation blender bunny
cgi

CineGrid Workflow Planner



SNE @ UvA



Ijkdijk/Urban Flood

Medical

LifeWatch/ENVRI

CosmoGrid/eVLBI

CineGrid

EU-GN3/NOVI/Geysers

SURFnet/GLIF/Cloud

Green-IT

Privacy/Trust

Authorization/policy

Programmable networks

40-100Gig/TCP/WF/QoS

Topology/Architecture

Optical Photonic

X X

X

X

X X

X X

X

X

X X

X

X


X X

X X

X

X X

X



The Ten Problems with the Internet

1. Energy Efficient Communication
2. Separation of Identity and Address
3. Location Awareness
4. Explicit Support for Client-Server Traffic and Distributed Services
5. Person-to-Person Communication
6. Security
7. Control, Management, and Data Plane separation
8. Isolation
9. Symmetric/Asymmetric Protocols
10. Quality of Service

Nice to have:

- Global Routing with Local Control of Naming and Addressing
- Real Time Services
- Cross-Layer Communication
- Multicast
- Receiver Control
- Support for Data Aggregation and Transformation
- Support for Streaming Data
- Virtualization

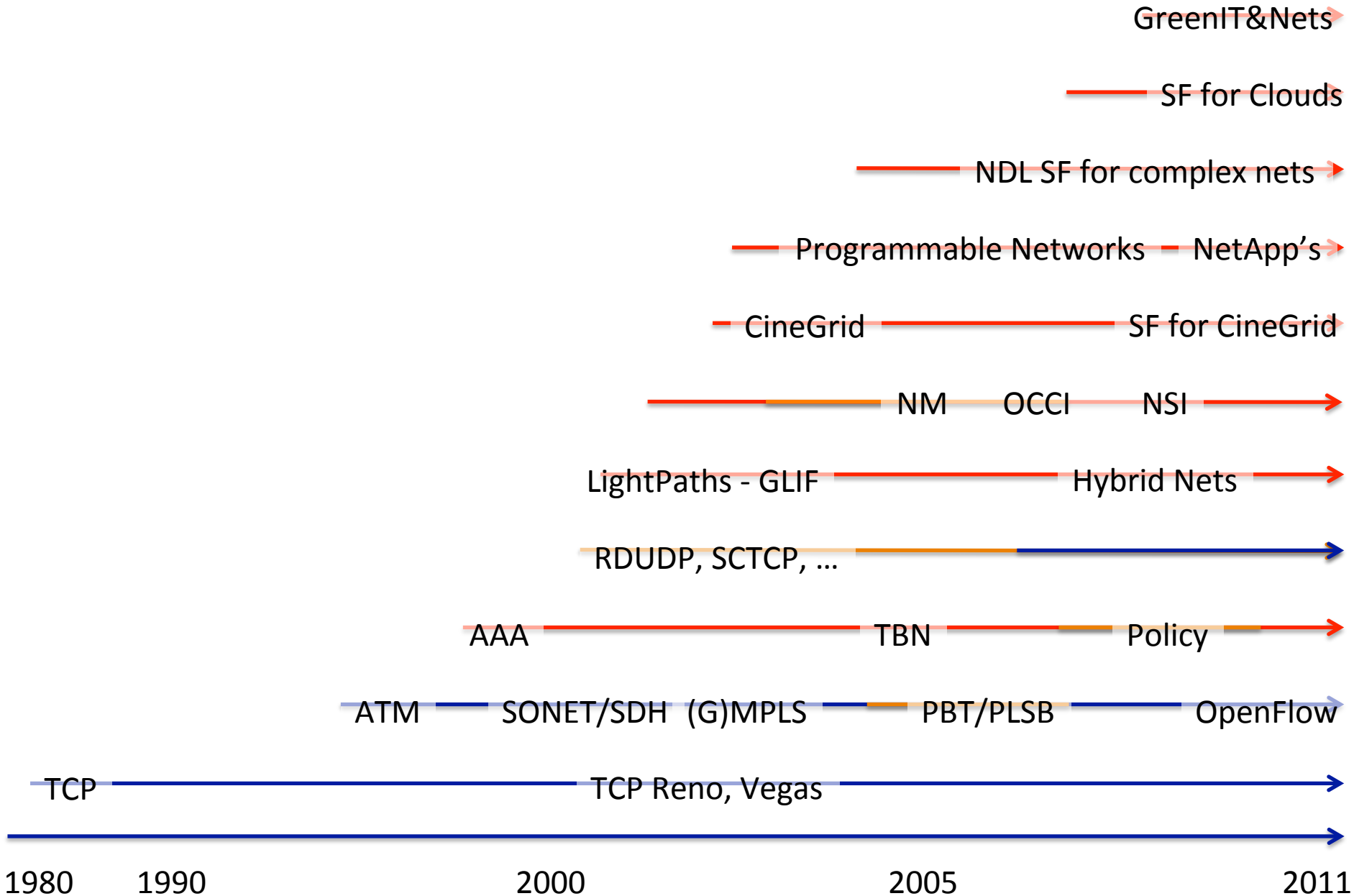
The Ten Problems with the Internet

1. **Energy Efficient Communication**
2. Separation of Identity and Address
3. Location Awareness
4. **Explicit Support for Client-Server Traffic and Distributed Services**
5. Person-to-Person Communication
6. Security
7. **Control, Management, and Data Plane separation**
8. **Isolation**
9. Symmetric/Asymmetric Protocols
10. **Quality of Service**

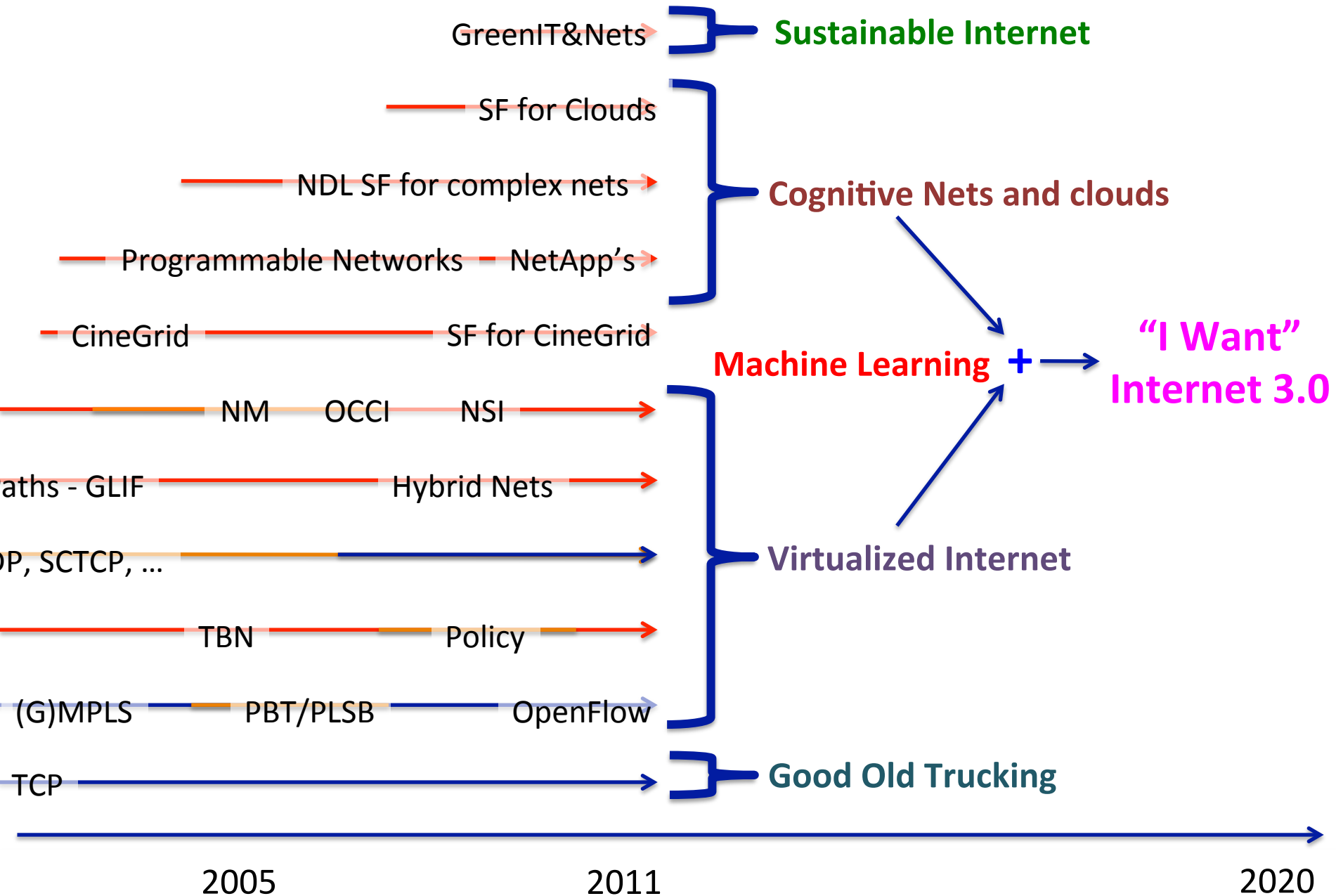
Nice to have:

- Global Routing with Local Control of Naming and Addressing
- **Real Time Services**
- **Cross-Layer Communication**
- Multicast
- Receiver Control
- Support for Data Aggregation and Transformation
- **Support for Streaming Data**
- **Virtualization**

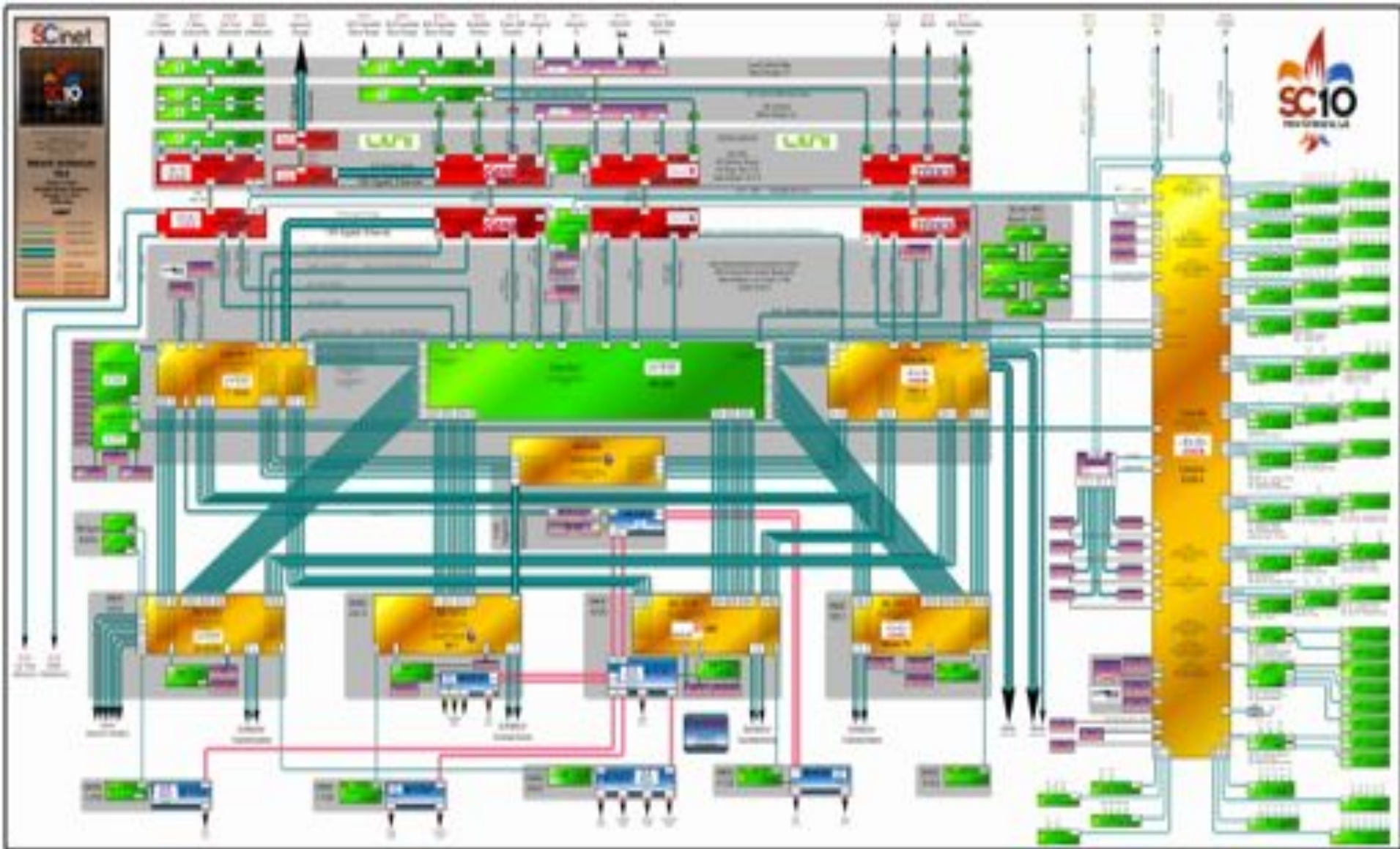
TimeLine

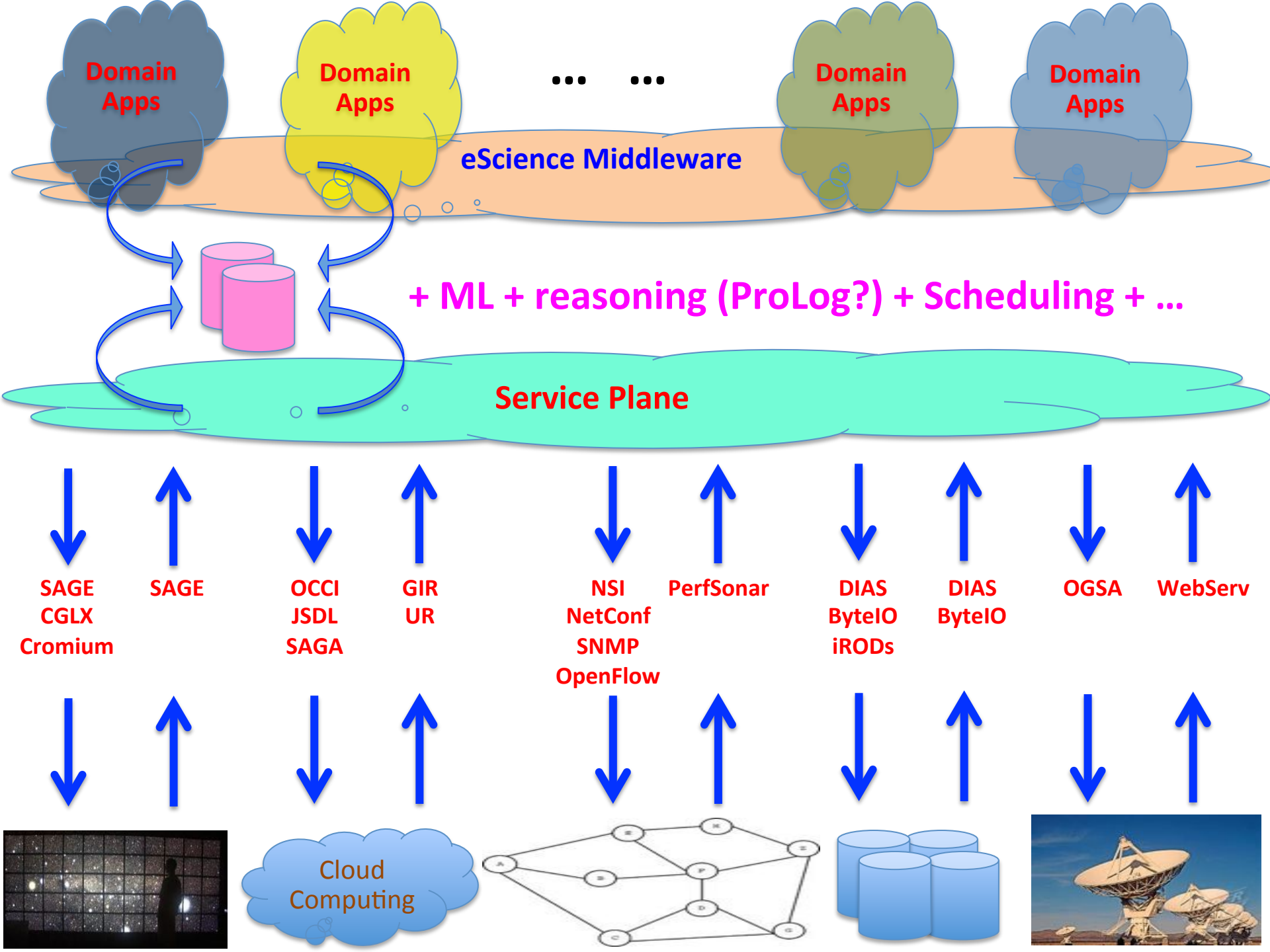


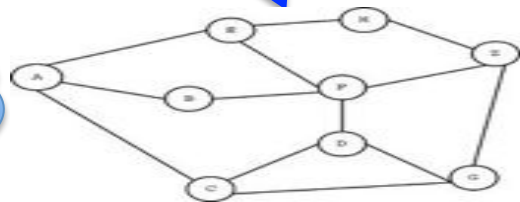
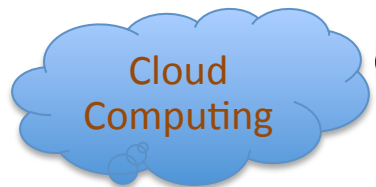
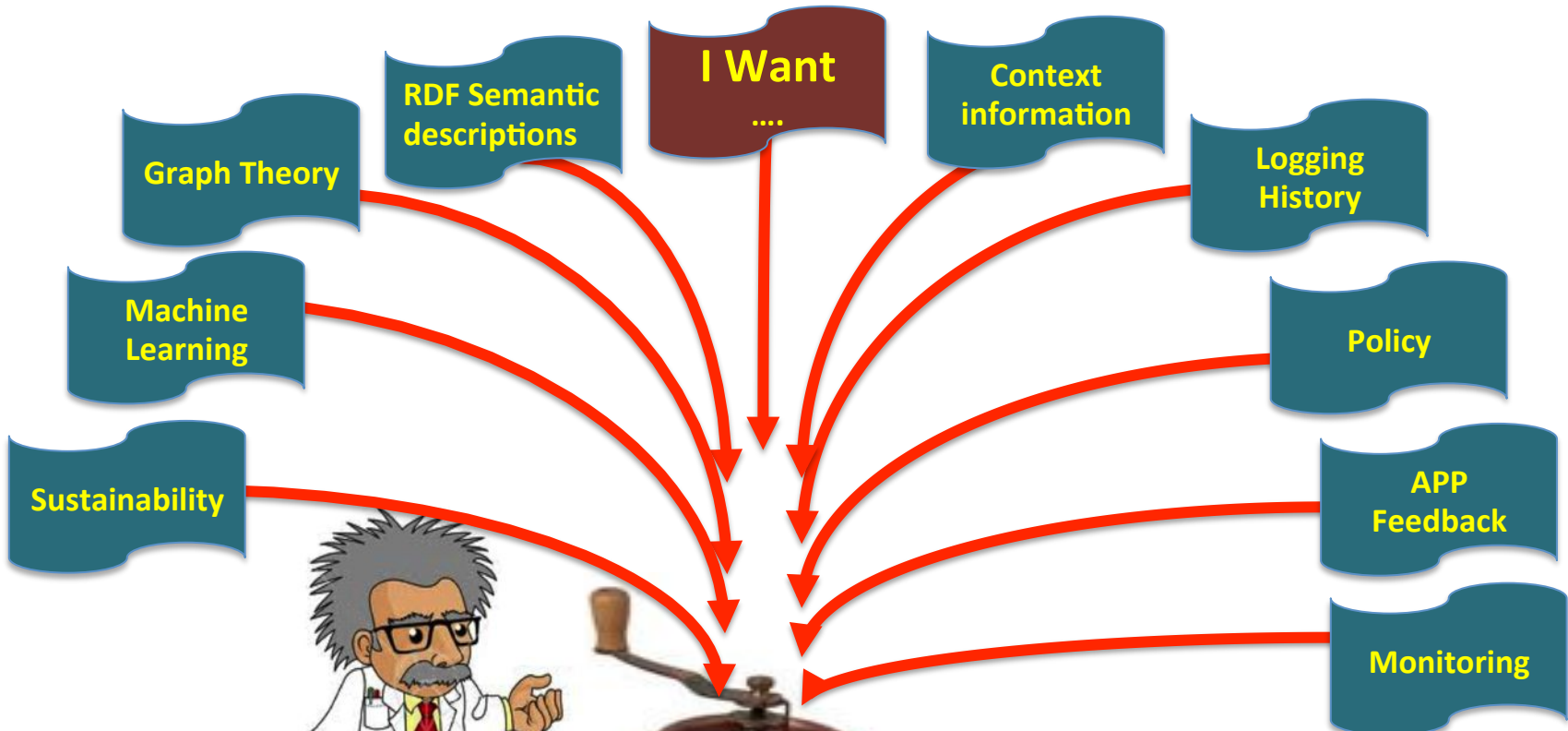
TimeLine



Complex e-Infrastructure!







ECO-Scheduling



Challenges

- Data – Data – Data
 - Archiving, publication, searchable, transport, self-describing, DB innovations needed, multi disciplinary use
- Virtualisation
 - Another layer of indeterminism
- Greening the Infrastructure
 - e.g. Department Of Less Energy: http://www.ecrinitiative.org/pdfs/ECR_3_0_1.pdf
- Disruptive developments
 - BufferBloath, Revisiting TCP, influence of SSD's & GPU's
 - Multi layer Glif Open Exchange model
 - Invariants in LightPaths (been there done that ☺)
 - X25, ATM, SONET/SDH, Lambda's, MPLS-TE, VLAN's, PBT, OpenFlow,
 - Authorization & Trust & Security and Privacy



The Way Forward!

- Nowadays scientific computing and data is dwarfed by commercial & cloud, there is also no scientific water, scientific power.
 - Understand how to work with elastic clouds
 - Trust & Policy & Firewalling on VM/Cloud level
- Technology cycles are 3 – 5 year
 - Do not try to unify but prepare for diversity
 - Hybrid computing & networking
 - Compete on implementation & agree on interfaces and protocols
- Limitation on natural resources and disruptive events
 - Energy becomes big issue
 - Follow the sun
 - Avoid single points of failure (aka Amazon, Blackberry, ...)
 - Better very loosely coupled than totally unified integrated...

